



Window handles

| | Style | Page | No |
|---|--|-------------|-----------|
|  | Komé, Ø19 mm, solid, design C.F. Møller | 152 | 1723 |
| | Komé, Ø19 mm, solid, rose 65x30 mm, design C.F. Møller . . | 152 | 1724 |
| | Komé, Ø19 mm, solid, turn/tilt, design C.F. Møller | 153 | 1727 |
|  | Straight, Ø14 mm, solid | 154 | 1701 |
| | Straight, Ø14 mm, solid, rose 65 x 30 mm | 154 | 1703 |
| | Straight, Ø16 mm, solid | 157 | 1711 |
| | Straight, Ø16 mm, solid, rose 65 x 30 mm | 157 | 1713 |
| | Straight, Ø16 mm, solid, turn/tilt. | 158 | 1743 |
|  | Mitred, Ø16 mm, solid | 158 | 1715 |
| | Mitred, Ø16 mm, solid, rose 65 x 30 mm | 159 | 1717 |
| | Mitred, Ø16 mm, solid, turn/tilt. | 159 | 1745 |
|  | Straight, cranked, Ø14 mm, solid | 156 | 1706 |
| | Straight, cranked, Ø14 mm, solid, rose 65 x 30 mm | 156 | 1708 |
| | Straight, cranked, Ø16 mm, solid | 163 | 1736 |
| | Straight, cranked, Ø16 mm, solid, rose 65 x 30 mm | 163 | 1738 |
|  | Coupé, Ø14 mm, solid, design C.F. Møller | 160 | 1720 |
| | Coupé, Ø14 mm, solid, rose 65 x 30 mm, design C.F. Møller | 160 | 1722 |
| | Coupé, Ø16 mm, solid, turn/tilt, design C.F. Møller | 161 | 1725 |
| | Coupé, cranked, Ø14 mm, solid, design C.F. Møller | 162 | 1726 |
| | Coupé, cranked, Ø14 mm, solid, rose 65 x 30 mm, design C.F. Møller. | 162 | 1728 |
| | Coupé, Ø16 mm, solid | 167 | 1788 |
| | Coupé, Ø16 mm, solid, rose 65 x 30 mm | 167 | 1790 |
| | Coupé, Ø19 mm, solid, rose 65 x 30 mm | 168 | 1792 |
| | Coupé, Ø19 mm, solid, turn/tilt. | 168 | 1795 |
|  | T-shaped, Ø14 mm, solid | 164 | 1754 |
| | T-shaped, Ø14 mm, solid, rose 65 x 30 mm | 164 | 1755 |
| | T-shaped, Ø14 mm, solid, turn/tilt. | 165 | 1758 |
| | T-shaped, Ø16 mm, solid | 165 | 1773 |
| | T-shaped, Ø16 mm, solid, rose 65 x 30 mm | 166 | 1775 |
| | T-shaped, Ø16 mm, solid, turn/tilt. | 166 | 1778 |

no 1723



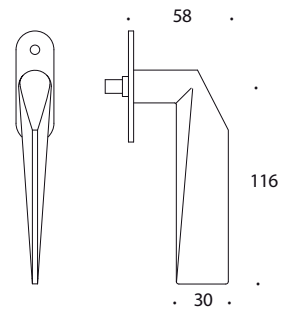
Randi-Line® Komé window handle, \varnothing 19 mm solid. Designed by C.F. Møller Architects to match lever handle no. 1073.

Available in solid, satin stainless steel (AISI 304).

With attached rose, 22x65x3 mm. Drilled for M5 screws or wood screws, fixing centres 43 mm. Supplied singly including M5 screws.

Supplied with spindle 7x7 mm or 8x8 mm.

| Spindle (mm) | Stainless steel |
|--------------|-----------------|
| 7x7x35 mm | 1723.01-35 |
| 7x7x43 mm | 1723.01-43 |
| 8x8x35 mm | 1723.00-35 |
| 8x8x43 mm | 1723.00-43 |



no 1724



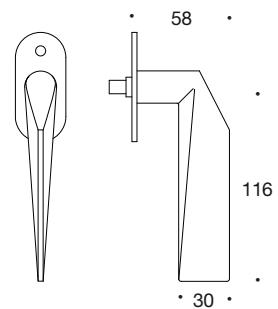
Randi-Line® Komé window handle, \varnothing 19 mm solid. Designed by C.F. Møller Architects to match lever handle no. 1073.

Available in solid, satin stainless steel (AISI 304).

With attached rose, 30x65x3 mm. Drilled for M5 screws or wood screws, fixing centres 43 mm. Supplied singly including M5 screws.

Supplied with spindle 7x7 mm or 8x8 mm.

| Spindle (mm) | Stainless steel |
|--------------|-----------------|
| 7x7x35 mm | 1724.01-35 |
| 7x7x43 mm | 1724.01-43 |
| 8x8x35 mm | 1724.00-35 |
| 8x8x43 mm | 1724.00-43 |



no 1727



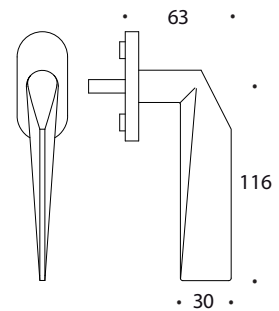
Randi-Line® Komé window handle, \varnothing 19 mm solid. Designed by C.F. Møller Architects to match lever handle no. 1073.

Available in solid, satin stainless steel (AISI 304).

Supplied with arrester at 90° - 180° for turn/tilt. With attached rose and rose cover 30x65x8 mm, for concealed fixing. Drilled for M5 screws or wood screws, fixing centres 43 mm. Supplied singly including M5 screws.

Supplied with spindle 7x7 mm or 8x8 mm.

| Spindle (mm) | Stainless steel |
|--------------|-----------------|
| 7x7x35 mm | 1727.01-35 |
| 7x7x43 mm | 1727.01-43 |
| 8x8x35 mm | 1727.00-35 |
| 8x8x43 mm | 1727.00-43 |



Domicile C.F. Møller, Europahuset, Aarhus.
Architects: C.F. Møller Architects A/S

no 1701

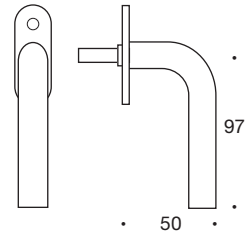


Straight window handle, $\varnothing 14$ mm.

Available in solid, satin stainless steel (AISI 304) or bright polished brass.

With attached rose, 22x65x3 mm. Drilled for M5 screws or wood screws, fixing centres 43 mm. Supplied singly including M5 screws.

Supplied with spindle 7x7 mm or 8x8 mm.



| Spindle (mm) | Stainless steel | Brass |
|--------------|-----------------|-------------|
| 7x7x35 mm | 1701.01-35 | p1701.91-35 |
| 7x7x43 mm | 1701.01-43 | p1701.91-43 |
| 8x8x35 mm | 1701.00-35 | p1701.90-35 |
| 8x8x43 mm | 1701.00-43 | p1701.90-43 |

no 1703

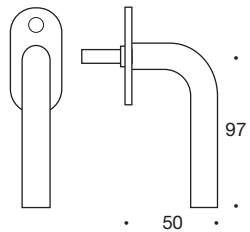


Straight window handle, $\varnothing 14$ mm.

Available in solid, satin stainless steel (AISI 304) or bright polished brass.

With attached rose, 30x65x3 mm. Drilled for M5 screws or wood screws, fixing centres 43 mm. Supplied singly including M5 screws.

Supplied with spindle 7x7 mm or 8x8 mm.



| Spindle (mm) | Stainless steel | Brass |
|--------------|-----------------|-------------|
| 7x7x35 mm | 1703.01-35 | p1703.91-35 |
| 7x7x43 mm | 1703.01-43 | p1703.91-43 |
| 8x8x35 mm | 1703.00-35 | p1703.90-35 |
| 8x8x43 mm | 1703.00-43 | p1703.90-43 |



no 1706

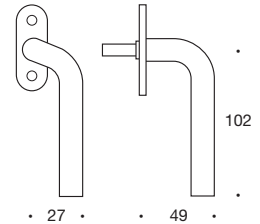


Cranked window handle, $\varnothing 14$ mm.

Available in solid, satin stainless steel (AISI 304) or bright polished brass.

With attached rose, 22x65x3 mm. Drilled for M5 screws or wood screws, fixing centres 43 mm. Supplied singly including M5 screws.

Supplied with spindle 7x7 mm or 8x8 mm. Specify right handed = R or left handed = L when ordering. Illustration shows right.



| Spindle (mm) | Stainless steel | Brass |
|--------------|-----------------|-------------|
| 7x7x35 mm | 1706.01-35 | p1706.91-35 |
| 7x7x43 mm | 1706.01-43 | p1706.91-43 |
| 8x8x35 mm | 1706.00-35 | p1706.90-35 |
| 8x8x43 mm | 1706.00-43 | p1706.90-43 |

no 1708

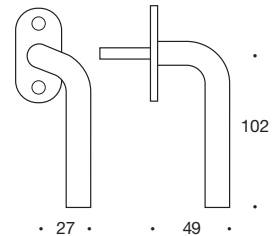


Cranked window handle, $\varnothing 14$ mm.

Available in solid, satin stainless steel (AISI 304) or bright polished brass.

With attached rose, 30x65x3 mm. Drilled for M5 screws or wood screws, fixing centres 43 mm. Supplied singly including M5 screws.

Supplied with spindle 7x7 mm or 8x8 mm. Specify right handed = R or left handed = L when ordering. Illustration shows right.



| Spindle (mm) | Stainless steel | Brass |
|--------------|-----------------|-------------|
| 7x7x35 mm | 1708.01-35 | p1708.91-35 |
| 7x7x43 mm | 1708.01-43 | p1708.91-43 |
| 8x8x35 mm | 1708.00-35 | p1708.90-35 |
| 8x8x43 mm | 1708.00-43 | p1708.90-43 |

no 1711

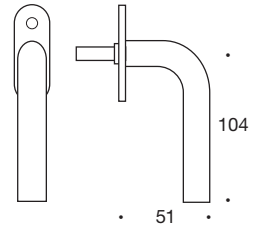


Straight window handle, $\varnothing 16$ mm.

Available in solid, satin stainless steel (AISI 304) or bright polished brass.

With attached rose, 22x65x3 mm. Drilled for M5 screws or wood screws, fixing centres 43 mm. Supplied singly including M5 screws.

Supplied with spindle 7x7 mm or 8x8 mm.



| Spindle (mm) | Stainless steel | Brass |
|--------------|-----------------|-------------|
| 7x7x35 mm | 1711.01-35 | p1711.91-35 |
| 7x7x43 mm | 1711.01-43 | p1711.91-43 |
| 8x8x35 mm | 1711.00-35 | p1711.90-35 |
| 8x8x43 mm | 1711.00-43 | p1711.90-43 |

no 1713

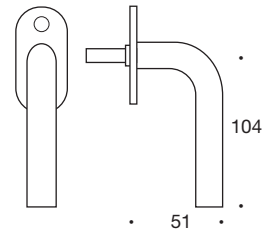


Straight window handle, $\varnothing 16$ mm.

Available in solid, satin stainless steel (AISI 304) or bright polished brass.

With attached rose, 30x65x3 mm. Drilled for M5 screws or wood screws, fixing centres 43 mm. Supplied singly including M5 screws.

Supplied with spindle 7x7 mm or 8x8 mm.



| Spindle (mm) | Stainless steel | Brass |
|--------------|-----------------|-------------|
| 7x7x35 mm | 1713.01-35 | p1713.91-35 |
| 7x7x43 mm | 1713.01-43 | p1713.91-43 |
| 8x8x35 mm | 1713.00-35 | p1713.90-35 |
| 8x8x43 mm | 1713.00-43 | p1713.90-43 |

no 1743



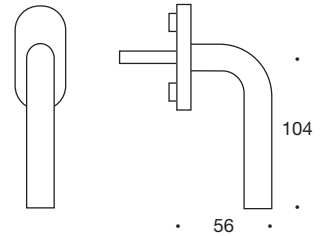
Straight window handle, $\varnothing 16$ mm.

Available in solid, satin stainless steel (AISI 304) or bright polished brass.

Supplied with arrester at $90^\circ - 180^\circ$ for turn/tilt. With attached rose and rose cover $30 \times 65 \times 8$ mm, for concealed fixing. Drilled for M5 screws or wood screws, fixing centres 43 mm. Supplied singly including M5 screws.

Supplied with spindle 7x7 mm or 8x8 mm.

| Spindle (mm) | Stainless steel | Brass |
|--------------|-----------------|-------------|
| 7x7x35 mm | 1743.01-35 | p1743.91-35 |
| 7x7x43 mm | 1743.01-43 | p1743.91-43 |
| 8x8x35 mm | 1743.00-35 | p1743.90-35 |
| 8x8x43 mm | 1743.00-43 | p1743.90-43 |



no 1715



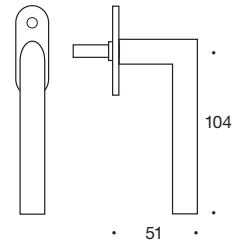
Mitred window handle, $\varnothing 16$ mm.

Available in solid, satin stainless steel (AISI 304).

With attached rose, $22 \times 65 \times 3$ mm. Drilled for M5 screws or wood screws, fixing centres 43 mm. Supplied singly including M5 screws.

Supplied with spindle 7x7 mm or 8x8 mm.

| Spindle (mm) | Stainless steel |
|--------------|-----------------|
| 7x7x35 mm | 1715.01-35 |
| 7x7x43 mm | 1715.01-43 |
| 8x8x35 mm | 1715.00-35 |
| 8x8x43 mm | 1715.00-43 |



no 1717

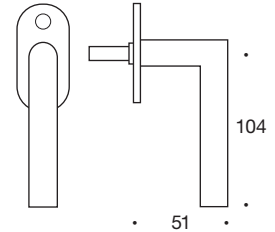


Mitred window handle, ø16 mm.

Available in solid, satin stainless steel (AISI 304).

With attached rose, 30x65x3 mm. Drilled for M5 screws or wood screws, fixing centres 43 mm. Supplied singly including M5 screws.

Supplied with spindle 7x7 mm or 8x8 mm.



| Spindle (mm) | Stainless steel |
|--------------|-----------------|
| 7x7x35 mm | 1517.01-35 |
| 7x7x43 mm | 1517.01-43 |
| 8x8x35 mm | 1517.00-35 |
| 8x8x43 mm | 1517.00-43 |

no 1745

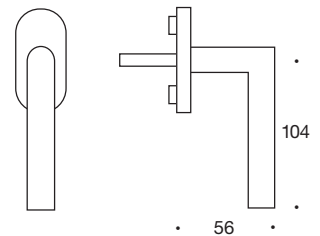


Mitred window handle, ø16 mm.

Available in solid, satin stainless steel (AISI 304).

Supplied with arrester at 90° - 180° for turn/tilt. With attached rose and rose cover 30x65x8 mm, for concealed fixing. Drilled for M5 screws or wood screws, fixing centres 43 mm. Supplied singly including M5 screws.

Supplied with spindle 7x7 mm or 8x8 mm.



| Spindle (mm) | Stainless steel |
|--------------|-----------------|
| 7x7x35 mm | 1745.01-35 |
| 7x7x43 mm | 1745.01-43 |
| 8x8x35 mm | 1745.00-35 |
| 8x8x43 mm | 1745.00-43 |

no 1720



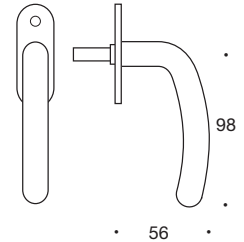
Window handle, $\varnothing 14$ mm, coupé style.
Designed by C.F. Møller Architects.

Available in solid, satin stainless steel (AISI 304)
or bright polished brass.

With attached rose, 22x65x3 mm. Drilled for M5 screws or wood
screws, fixing centres 43 mm. Supplied singly including M5 screws.

Supplied with spindle 7x7 mm or 8x8 mm.

| Spindle (mm) | Stainless steel | Brass |
|--------------|-----------------|-------------|
| 7x7x35 mm | 1720.01-35 | p1720.91-35 |
| 7x7x43 mm | 1720.01-43 | p1720.91-43 |
| 8x8x35 mm | 1720.00-35 | p1720.90-35 |
| 8x8x43 mm | 1720.00-43 | p1720.90-43 |



no 1722



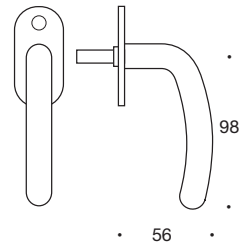
Window handle, $\varnothing 14$ mm, coupé style.
Designed by C.F. Møller Architects.

Available in solid, satin stainless steel (AISI 304)
or bright polished brass.

With attached rose, 30x65x3 mm. Drilled for M5 screws or wood
screws, fixing centres 43 mm. Supplied singly including M5 screws.

Supplied with spindle 7x7 mm or 8x8 mm.

| Spindle (mm) | Stainless steel | Brass |
|--------------|-----------------|-------------|
| 7x7x35 mm | 1722.01-35 | p1722.91-35 |
| 7x7x43 mm | 1722.01-43 | p1722.91-43 |
| 8x8x35 mm | 1722.00-35 | p1722.90-35 |
| 8x8x43 mm | 1722.00-43 | p1722.90-43 |



no 1725



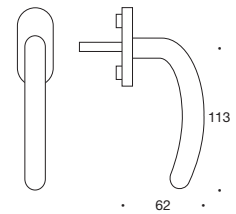
Window handle, ø16 mm, coupé style. Designed by C.F. Møller Architects.

Available in solid, satin stainless steel (AISI 304) or bright polished brass.

Supplied with arrester at 90° - 180° for turn/tilt. With attached rose and rose cover 30x65x8 mm, for concealed fixing. Drilled for M5 screws or wood screws, fixing centres 43 mm. Supplied singly including M5 screws.

Supplied with spindle 7x7 mm or 8x8 mm.

| Spindle (mm) | Stainless steel | Brass |
|--------------|-----------------|-------------|
| 7x7x35 mm | 1725.01-35 | p1725.91-35 |
| 7x7x43 mm | 1725.01-43 | p1725.91-43 |
| 8x8x35 mm | 1725.00-35 | p1725.90-35 |
| 8x8x43 mm | 1725.00-43 | p1725.90-43 |



no 1726



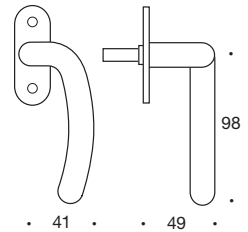
Cranked window handle, $\varnothing 14$ mm.
Designed by C.F. Møller Architects.

Available in solid, satin stainless steel (AISI 304)
or bright polished brass.

With attached rose, 22x65x3 mm. Drilled for M5 screws or wood
screws, fixing centres 43 mm. Supplied singly including M5
screws.

Supplied with spindle 7x7 mm or 8x8 mm. Specify right handed =
R or left handed = L when ordering. Illustration shows right.

| Spindle (mm) | Stainless steel | Brass |
|--------------|-----------------|-------------|
| 7x7x35 mm | 1726.01-35 | p1726.91-35 |
| 7x7x43 mm | 1726.01-43 | p1726.91-43 |
| 8x8x35 mm | 1726.00-35 | p1726.90-35 |
| 8x8x43 mm | 1726.00-43 | p1726.90-43 |



no 1728



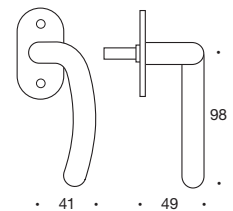
Cranked window handle, $\varnothing 14$ mm.
Designed by C.F. Møller Architects.

Available in solid, satin stainless steel (AISI 304)
or bright polished brass.

With attached rose, 30x65x3 mm. Drilled for M5 screws or wood
screws, fixing centres 43 mm. Supplied singly including M5
screws.

Supplied with spindle 7x7 mm or 8x8 mm. Specify right handed =
R or left handed = L when ordering. Illustration shows right.

| Spindle (mm) | Stainless steel | Brass |
|--------------|-----------------|-------------|
| 7x7x35 mm | 1728.01-35 | p1728.91-35 |
| 7x7x43 mm | 1728.01-43 | p1728.91-43 |
| 8x8x35 mm | 1728.00-35 | p1728.90-35 |
| 8x8x43 mm | 1728.00-43 | p1728.90-43 |



no 1736



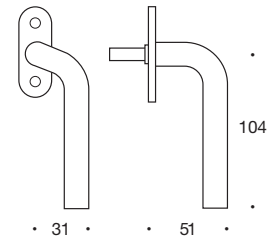
Cranked window handle, \varnothing 16 mm.

Available in solid, satin stainless steel (AISI 304) or bright polished brass.

With attached rose, 22x65x3 mm. Drilled for M5 screws or wood screws, fixing centres 43 mm. Supplied singly including M5 screws.

Supplied with spindle 7x7 mm or 8x8 mm. Specify right handed = R or left handed = L when ordering. Illustration shows right.

| Spindle (mm) | Stainless steel | Brass |
|--------------|-----------------|-------------|
| 7x7x35 mm | 1736.01-35 | p1736.91-35 |
| 7x7x43 mm | 1736.01-43 | p1736.91-43 |
| 8x8x35 mm | 1736.00-35 | p1736.90-35 |
| 8x8x43 mm | 1736.00-43 | p1736.90-43 |



no 1738



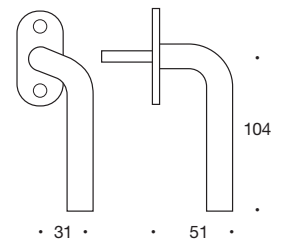
Cranked window handle, \varnothing 16 mm.

Available in solid, satin stainless steel (AISI 304) or bright polished brass.

With attached rose, 30x65x3 mm. Drilled for M5 screws or wood screws, fixing centres 43 mm. Supplied singly including M5 screws.

Supplied with spindle 7x7 mm or 8x8 mm. Specify right handed = R or left handed = L when ordering. Illustration shows right.

| Spindle (mm) | Stainless steel | Brass |
|--------------|-----------------|-------------|
| 7x7x35 mm | 1738.01-35 | p1738.91-35 |
| 7x7x43 mm | 1738.01-43 | p1738.91-43 |
| 8x8x35 mm | 1738.00-35 | p1738.90-35 |
| 8x8x43 mm | 1738.00-43 | p1738.90-43 |



no 1754

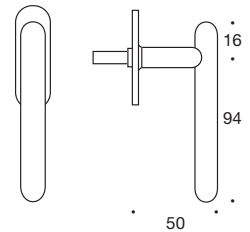


Window handle, $\varnothing 14$ mm, „T“-shaped.

Available in solid, satin stainless steel (AISI 304) or bright polished brass.

With attached rose, 22x65x3 mm. Drilled for M5 screws or wood screws, fixing centres 43 mm. Supplied singly including M5 screws.

Supplied with spindle 7x7 mm or 8x8 mm.



| Spindle (mm) | Stainless steel | Brass |
|--------------|-----------------|-------------|
| 7x7x35 mm | 1754.01-35 | p1754.91-35 |
| 7x7x43 mm | 1754.01-43 | p1754.91-43 |
| 8x8x35 mm | 1754.00-35 | p1754.90-35 |
| 8x8x43 mm | 1754.00-43 | p1754.90-43 |

no 1755

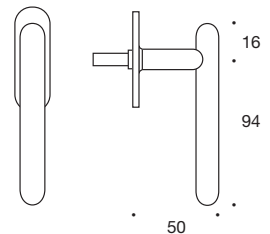


Window handle, $\varnothing 14$ mm, „T“-shaped.

Available in solid, satin stainless steel (AISI 304) or bright polished brass.

With attached rose, 30x65x3 mm. Drilled for M5 screws or wood screws, fixing centres 43 mm. Supplied singly including M5 screws.

Supplied with spindle 7x7 mm or 8x8 mm.



| Spindle (mm) | Stainless steel | Brass |
|--------------|-----------------|-------------|
| 7x7x35 mm | 1755.01-35 | p1755.91-35 |
| 7x7x43 mm | 1755.01-43 | p1755.91-43 |
| 8x8x35 mm | 1755.00-35 | p1755.90-35 |
| 8x8x43 mm | 1755.00-43 | p1755.90-43 |

no 1758



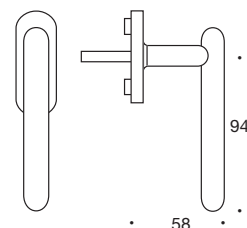
Window handle, $\varnothing 14$ mm, „T“-shaped.

Available in solid, satin stainless steel (AISI 304) or bright polished brass.

Supplied with arrester at $90^\circ - 180^\circ$ for turn/tilt. With attached rose and rose cover $30 \times 65 \times 8$ mm, for concealed fixing. Drilled for M5 screws or wood screws, fixing centres 43 mm. Supplied singly including M5 screws.

Supplied with spindle 7x7 mm or 8x8 mm.

| Spindle (mm) | Stainless steel | Brass |
|--------------|-----------------|-------------|
| 7x7x35 mm | 1758.01-35 | p1758.91-35 |
| 7x7x43 mm | 1758.01-43 | p1758.91-43 |
| 8x8x35 mm | 1758.00-35 | p1758.90-35 |
| 8x8x43 mm | 1758.00-43 | p1758.90-43 |



no 1773



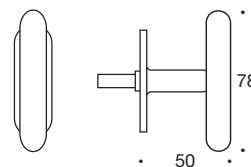
Window handle, $\varnothing 14$ mm, „T“-shaped“.

Available in solid, satin stainless steel (AISI 304) or bright polished brass.

With attached rose, $22 \times 65 \times 3$ mm. Drilled for M5 screws or wood screws, fixing centres 43 mm. Supplied singly including M5 screws.

Supplied with spindle 7x7 mm or 8x8 mm.

| Spindle (mm) | Stainless steel | Brass |
|--------------|-----------------|-------------|
| 7x7x35 mm | 1773.01-35 | p1773.91-35 |
| 7x7x43 mm | 1773.01-43 | p1773.91-43 |
| 8x8x35 mm | 1773.00-35 | p1773.90-35 |
| 8x8x43 mm | 1773.00-43 | p1773.90-43 |



no 1775

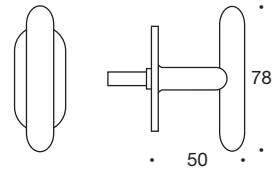


Window handle, $\varnothing 14$ mm, „T“-shaped.

Available in solid, satin stainless steel (AISI 304) or bright polished brass.

With attached rose, 30x65x3 mm. Drilled for M5 screws or wood screws, fixing centres 43 mm. Supplied singly including M5 screws.

Supplied with spindle 7x7 mm or 8x8 mm.



| Spindle (mm) | Stainless steel | Brass |
|--------------|-----------------|-------------|
| 7x7x35 mm | 1775.01-35 | p1775.91-35 |
| 7x7x43 mm | 1775.01-43 | p1775.91-43 |
| 8x8x35 mm | 1775.00-35 | p1775.90-35 |
| 8x8x43 mm | 1775.00-43 | p1775.90-43 |

no 1778

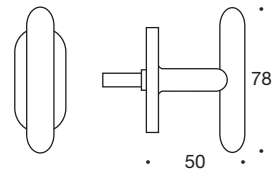


Window handle, $\varnothing 14$ mm, „T“-shaped.

Available in solid, satin stainless steel (AISI 304) or bright polished brass.

Supplied with arrester at 90° - 180° for turn/tilt. With attached rose and rose cover 30x65x8 mm, for concealed fixing. Drilled for M5 screws or wood screws, fixing centres 43 mm. Supplied singly including M5 screws.

Supplied with spindle 7x7 mm or 8x8 mm.



| Spindle (mm) | Stainless steel | Brass |
|--------------|-----------------|-------------|
| 7x7x35 mm | 1778.01-35 | p1778.91-35 |
| 7x7x43 mm | 1778.01-43 | p1778.91-43 |
| 8x8x35 mm | 1778.00-35 | p1778.90-35 |
| 8x8x43 mm | 1778.00-43 | p1778.90-43 |

no 1788

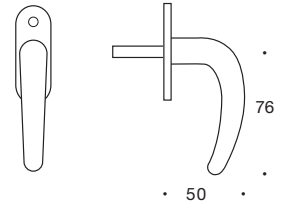


Window handle, ø16 mm, coupé style.

Available in solid, satin stainless steel (AISI 304) or bright polished brass.

With attached rose, 22x65x3 mm. Drilled for M5 screws or wood screws, fixing centres 43 mm. Supplied singly including M5 screws.

Supplied with spindle 7x7 mm or 8x8 mm.



| Spindle (mm) | Stainless steel | Brass |
|--------------|-----------------|-------------|
| 7x7x35 mm | 1788.01-35 | p1788.91-35 |
| 7x7x43 mm | 1788.01-43 | p1788.91-43 |
| 8x8x35 mm | 1788.00-35 | p1788.90-35 |
| 8x8x43 mm | 1788.00-43 | p1788.90-43 |

no 1790

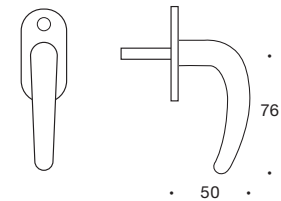


Window handle, ø16 mm, coupé style.

Available in solid, satin stainless steel (AISI 304) or bright polished brass.

With attached rose, 30x65x3 mm. Drilled for M5 screws or wood screws, fixing centres 43 mm. Supplied singly including M5 screws.

Supplied with spindle 7x7 mm or 8x8 mm.



| Spindle (mm) | Stainless steel | Brass |
|--------------|-----------------|-------------|
| 7x7x35 mm | 1790.01-35 | p1790.91-35 |
| 7x7x43 mm | 1790.01-43 | p1790.91-43 |
| 8x8x35 mm | 1790.00-35 | p1790.90-35 |
| 8x8x43 mm | 1790.00-43 | p1790.90-43 |

no 1792

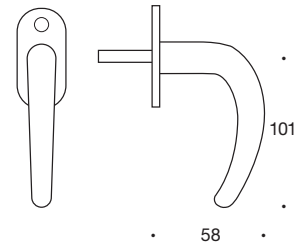


Window handle, ø19 mm, coupé style.

Available in solid, satin stainless steel (AISI 304) or bright polished brass.

With attached rose, 30x65x3 mm. Drilled for M5 screws or wood screws, fixing centres 43 mm. Supplied singly including M5 screws.

Supplied with spindle 7x7 mm or 8x8 mm.



| Spindle (mm) | Stainless steel | Brass |
|--------------|-----------------|-------------|
| 7x7x35 mm | 1792.01-35 | p1792.91-35 |
| 7x7x43 mm | 1792.01-43 | p1792.91-43 |
| 8x8x35 mm | 1792.00-35 | p1792.90-35 |
| 8x8x43 mm | 1792.00-43 | p1792.90-43 |

no 1795

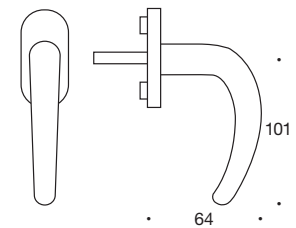


Window handle, ø19 mm, coupé style.

Available in solid, satin stainless steel (AISI 304) or bright polished brass.

Supplied with arrester at 90° - 180° for turn/tilt. With attached rose and rose cover 30x65x8 mm, for concealed fixing. Drilled for M5 screws or wood screws, fixing centres 43 mm. Supplied singly including M5 screws.

Supplied with spindle 7x7 mm or 8x8 mm.



| Spindle (mm) | Stainless steel | Brass |
|--------------|-----------------|-------------|
| 7x7x35 mm | 1795.01-35 | p1795.91-35 |
| 7x7x43 mm | 1795.01-43 | p1795.91-43 |
| 8x8x35 mm | 1795.00-35 | p1795.90-35 |
| 8x8x43 mm | 1795.00-43 | p1795.90-43 |

