

Lever handles

	Style	Page	No
	Return-to-Door, Ø16 mm	28	1010
	Return-to-Door, Ø19 mm	32	1020
	Return-to-Door, Ø22 mm	36	1030
	Straight, Ø16 mm	29	1011
	Straight, Ø19 mm	33	1021
	Straight, Ø22 mm	37	1031
	Straight, mitred, Ø16 mm	30	1015
	Straight, mitred, Ø19 mm	34	1024
	T-shaped, Ø16 mm	41	1050
	Coupé, Ø16 mm, design C.F. Møller	42	1060
	Coupé, Ø19 mm	54/55	1090/1091
	Cranked, Ø16 mm, Design J. Schütze	38	1040
	Cranked, Return-to-Door, Ø16 mm, for people with special needs, extra length	39	1041
	Cranked, Return-to-Door, Ø16 mm	40	1042
	For narrow profile doors, Return-to-Door, Ø16 mm	31	1018
	For narrow profile doors, Return-to-Door, Ø19 mm	35	1028
	For narrow profile doors, coupé, Ø16 mm	43	1066
	Komé, design C.F. Møller	44	1073
	Square, design Friis & Moltke	46	1075
	Door knob, Ø50 mm	48/49	1080/1082
	Door knob, cylindrical, Ø50 mm	50-52	1084-1087
	Forged lever handle, Ø19 mm	56-59	1095-1097

no 1010

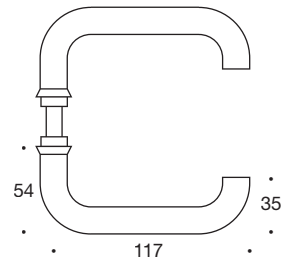


Slender, functional lever handle, „Return to Door“ styling, ø16 mm solid.

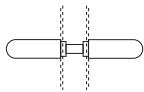
Available in satin stainless steel (AISI 304) or bright polished brass.

Supplied in pairs, for door thickness 34-58 mm or 58-82 mm, specify door thickness when ordering

Standard spindle 8x8 mm. Also available with a 9x9 mm spindle.

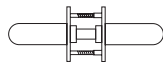
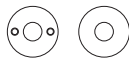


Product variants:



Without roses, for fitting on backplates.

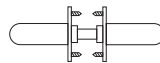
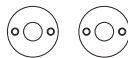
Stainless steel **1010.00**
Brass **p1010.90**



With solid roses attached, ø50x2 mm.

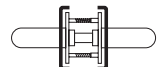
Fixing centres 30 mm
Stainless steel **1010.04**
Brass **p1010.94**

Fixing centres 38 mm
Stainless steel **1010.05**
Brass **p1010.95**



With solid roses attached, ø50x2 mm.

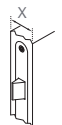
Fixing centres 38 mm
Stainless steel **1010.06**
Brass **p1010.96**



With attached roses and rose covers, ø52x4 mm, for concealed fixing.

Fixing centres 30 mm
Stainless steel **1010.084**
Brass **p1010.984**

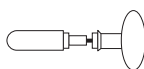
Fixing centres 38 mm
Stainless steel **1010.085**
Brass **p1010.985**



Specify door thickness when ordering

X (mm.)	40	34-58	58-82
Code	E	AB	CD

Ex. 10XX.XX.AB



Lever handle can be used in combination with fixed door knob 1082, 1086 or 1087.
Order ex. 10XX.XX/1082

All roses are supplied with machine screws, threaded bushes and Randi-Plug®, or wood screws.

no 1011

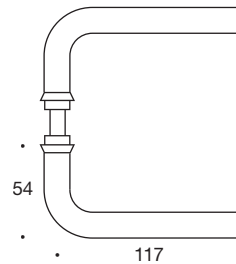


Slender, functional, straight lever handle, $\varnothing 16$ mm solid.

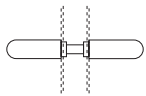
Available in satin stainless steel (AISI 304) or bright polished brass.

Supplied in pairs, for door thickness 34-58 mm or 58-82 mm, specify door thickness when ordering.

Standard spindle 8x8 mm. Also available with a 9x9 mm spindle.

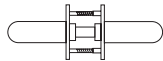
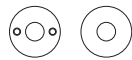


Product variants:



Without roses, for fitting on backplates.

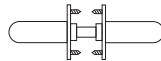
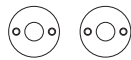
Stainless steel **1011.00**
Brass **p1011.90**



With solid roses attached, $\varnothing 50 \times 2$ mm.

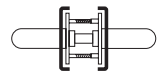
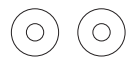
Fixing centres 30 mm
Stainless steel **1011.04**
Brass **p1011.94**

Fixing centres 38 mm
Stainless steel **1011.05**
Brass **p1011.95**



With solid roses attached, $\varnothing 50 \times 2$ mm.

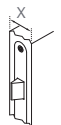
Fixing centres 38 mm
Stainless steel **1011.06**
Brass **p1011.96**



With attached roses and rose covers, $\varnothing 52 \times 4$ mm, for concealed fixing.

Fixing centres 30 mm
Stainless steel **1011.084**
Brass **p1011.984**

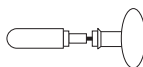
Fixing centres 38 mm
Stainless steel **1011.085**
Brass **p1011.985**



Specify door thickness when ordering

X (mm.)	40	34-58	58-82
Code	E	AB	CD

Ex. 10XX.XX.AB



Lever handle can be used in combination with fixed door knob 1082, 1086 or 1087. Order ex. 10XX.XX/1082

All roses are supplied with machine screws, threaded bushes and Randi-Plug®, or wood screws.

no 1015

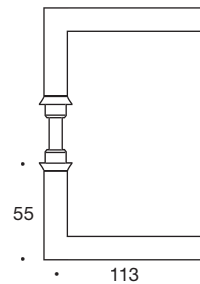


Straight mitred lever handle, $\varnothing 16$ mm solid.

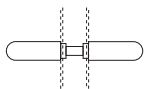
Available in satin stainless steel (AISI 304).

Supplied in pairs, for door thickness 34-58 mm or 58-82 mm, specify door thickness when ordering.

Standard spindle 8x8 mm. Also available with a 9x9 mm spindle.

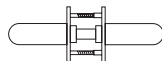
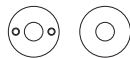


Product variants:



Without roses, for fitting on backplates

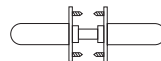
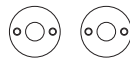
Stainless steel **1015.00**



With solid roses attached, $\varnothing 50 \times 2$ mm.

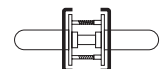
Fixing centres 30 mm
Stainless steel **1015.04**

Fixing centres 38 mm
Stainless steel **1015.05**



With solid roses attached, $\varnothing 50 \times 2$ mm.

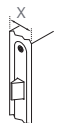
Fixing centres 38 mm
Stainless steel **1015.06**



With attached roses and rose covers, $\varnothing 52 \times 4$ mm, for concealed fixing.

Fixing centres 30 mm
Stainless steel **1015.084**

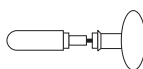
Fixing centres 38 mm
Stainless steel **1015.085**



Specify door thickness when ordering

X (mm.)	40	34-58	58-82
Code	E	AB	CD

Ex. 10XX.XX.AB



Lever handle can be used in combination with fixed door knob 1082, 1086 or 1087.
Order ex. 10XX.XX/1082

All roses are supplied with machine screws, threaded bushes and Randi-Plug®, or wood screws.

no 1018

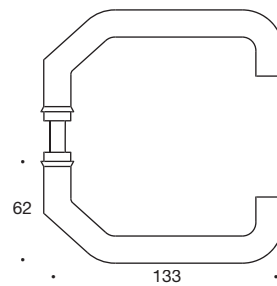


Lever handle for narrow profile doors, „Return to Door“ styling, ø16 mm solid.

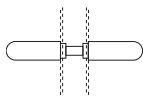
Available in satin stainless steel (AISI 304).

Supplied in pairs, for door thickness 34-46 mm, 46-58 mm, 58-70 mm or 70-82 mm, specify door thickness when ordering.

Standard spindle 8x8 mm. Also available with a 9x9 mm spindle.

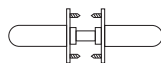
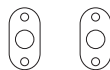


Product variants:



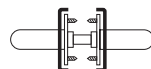
Without roses, for fitting on backplates.

Stainless steel **1018.00**



With solid roses attached, 65x30x3 mm.

Fixing centres 49 mm
Stainless steel **1018.06**



With attached roses and rose covers, 65x30x4 mm, for concealed fixing.

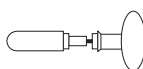
Fixing centres 49 mm
Stainless steel **1018.086**



Specify door thickness when ordering

X (mm.)	34-46	47-58	59-70	71-82
Code	A	B	C	D

Ex. 10XX.XX.A



Lever handle can be used in combination fixed door knob 1082, 1086 or 1087.
Order ex. 10XX.XX/1082

All roses are supplied with wood screws.

no 1020

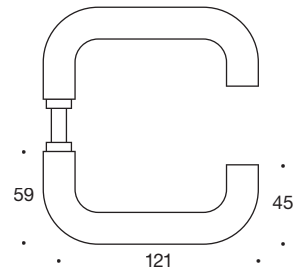


Classical lever handle, „Return to Door“ styling, ø19 mm hollow.

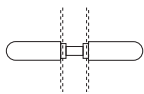
Available in satin stainless steel (AISI 304) or bright polished brass.

Supplied in pairs, for door thickness 34-58 mm or 58-82 mm, specify door thickness when ordering.

Standard spindle 8x8 mm. Also available with a 9x9 mm spindle.

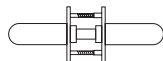
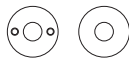


Product variants:



Without roses, for fitting on backplates.

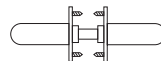
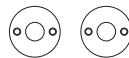
Stainless steel **1020.00**
Brass **p1020.90**



With solid roses attached, ø50x2 mm.

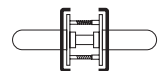
Fixing centres 30 mm
Stainless steel **1020.04**
Brass **p1020.94**

Fixing centres 38 mm
Stainless steel **1020.05**
Brass **p1020.95**



With solid roses attached, ø50x2 mm.

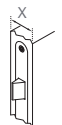
Fixing centres 38 mm
Stainless steel **1020.06**
Brass **p1020.96**



With attached roses and rose covers, ø52x4 mm, for concealed fixing.

Fixing centres 30 mm
Stainless steel **1020.084**
Brass **p1020.984**

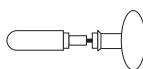
Fixing centres 38 mm
Stainless steel **1020.085**
Brass **p1020.985**



Specify door thickness when ordering

X (mm.)	40	34-58	58-82
Code	E	AB	CD

Ex. 10XX.XX.AB



Lever handle can be used in combination with fixed door knob 1082, 1086 or 1087.
Order ex. 10XX.XX/1082

All roses are supplied with machine screws, threaded bushes and Randi-Plug®, or wood screws.

no 1021

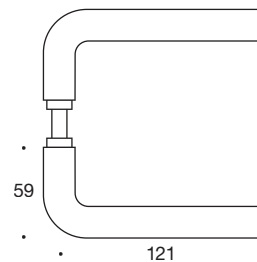


Straight, classical lever handle, $\varnothing 19$ mm hollow.

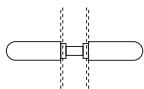
Available in satin stainless steel (AISI 304) or bright polished brass.

Supplied in pairs, for door thickness 34-58 mm or 58-82 mm, specify door thickness when ordering.

Standard spindle 8x8 mm. Also available with a 9x9 mm spindle.

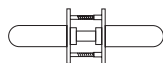
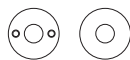


Product variants:



Without roses, for fitting on backplates.

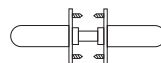
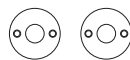
Stainless steel **1021.00**
Brass **p1021.90**



With solid roses attached, $\varnothing 50 \times 2$ mm.

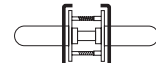
Fixing centres 30 mm
Stainless steel **1021.04**
Brass **p1021.94**

Fixing centres 38 mm
Stainless steel **1021.05**
Brass **p1021.95**



With solid roses attached, $\varnothing 50 \times 2$ mm.

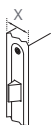
Fixing centres 38 mm
Stainless steel **1021.06**
Brass **p1021.96**



With attached roses and rose covers, $\varnothing 52 \times 4$ mm, for concealed fixing.

Fixing centres 30 mm
Stainless steel **1021.084**
Brass **p1021.984**

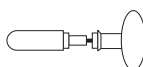
Fixing centres 38 mm
Stainless steel **1021.085**
Brass **p1021.985**



Specify door thickness when ordering

X (mm.)	40	34-58	58-82
Code	E	AB	CD

Ex. 10XX.XX.AB



Lever handle can be used in combination with fixed door knob 1082, 1086 or 1087. Order ex. 10XX.XX/1082

All roses are supplied with machine screws, threaded bushes and Randi-Plug®, or wood screws.

no 1024

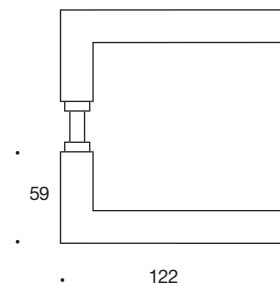


Straight mitred lever handle, $\varnothing 19$ mm hollow.

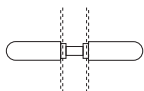
Available in satin stainless steel (AISI 304).

Supplied in pairs, for door thickness 34-58 mm or 58-82 mm, specify door thickness when ordering.

Standard spindle 8x8 mm.

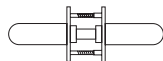
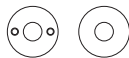


Product variants:



Without roses, for fitting on backplates.

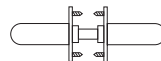
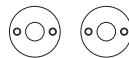
Stainless steel **1024.00**



With solid roses attached, $\varnothing 50 \times 2$ mm.

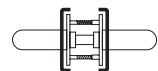
Fixing centres 30 mm
Stainless steel **1024.04**

Fixing centres 38 mm
Stainless steel **1024.05**



With solid roses attached, $\varnothing 50 \times 2$ mm

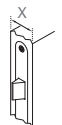
Fixing centres 38 mm
Stainless steel **1024.06**



With attached roses and rose covers, $\varnothing 52 \times 4$ mm, for concealed fixing.

Fixing centres 30 mm
Stainless steel **1024.084**

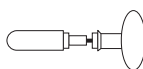
Fixing centres 38 mm
Stainless steel **1024.085**



Specify door thickness when ordering

X (mm.)	40	34-58	58-82
Code	E	AB	CD

Ex. 10XX.XX.AB



Lever handle can be used in combination with fixed door knob 1082, 1086 or 1087.
Order ex. 10XX.XX/1082

All roses are supplied with machine screws, threaded bushes and Randi-Plug®, or wood screws.

no 1028

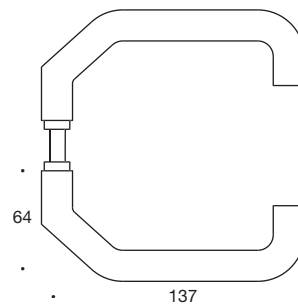


Lever handle for narrow profile doors, „Return to Door“ styling, ø19 mm hollow.

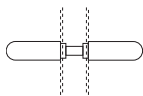
Available in satin stainless steel (AISI 304).

Supplied in pairs, for door thickness 34-46 mm, 46-58 mm, 58-70 mm or 70-82 mm, specify door thickness when ordering.

Standard spindle 8x8 mm. Also available with a 9x9 mm spindle.

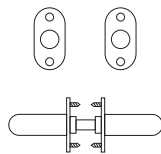


Product variants:



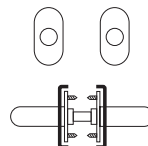
Without roses, for fitting on backplates..

Stainless steel **1028.00**



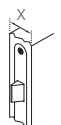
With solid roses attached, 65x30x3 mm..

Fixing centres 49 mm
Stainless steel **1028.06**



With attached roses and rose covers, 65x30x4 mm, for concealed fixing

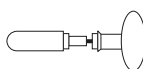
Fixing centres 49 mm
Stainless steel **1028.086**



Specify door thickness when ordering

X (mm.)	34-46	47-58	59-70	71-82
Code	A	B	C	D

Ex. 10XX.XX.A



Lever handle can be used in combination fixed door knob 1082, 1086 or 1087.
Order ex. 10XX.XX/1082

All roses are supplied with wood screws.

no 1030

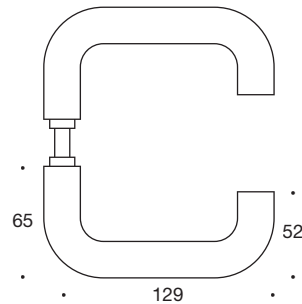


Robust, functional lever handle, „Return to Door“ styling, ø22 mm hollow.

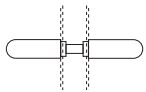
Available in satin stainless steel (AISI 304) or bright polished brass.

Supplied in pairs, for door thickness 34-58 mm or 58-82 mm, specify door thickness when ordering.

Standard spindle 8x8 mm.

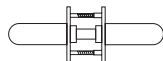
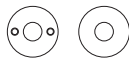


Product variants:



Without roses, for fitting on backplates.

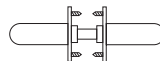
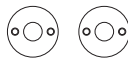
Stainless steel **1030.00**
Brass **p1030.90**



With solid roses attached, ø50x2 mm.

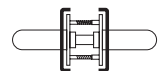
Fixing centres 30 mm
Stainless steel **1030.04**
Brass **p1030.94**

Fixing centres 38 mm
Stainless steel **1030.05**
Brass **p1030.95**



With solid roses attached, ø50x2 mm.

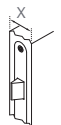
Fixing centres 38 mm
Stainless steel **1030.06**
Brass **p1030.96**



With attached roses and rose covers, ø52x4 mm, for concealed fixing.

Fixing centres 30 mm
Stainless steel **1030.084**
Brass **p1030.984**

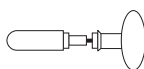
Fixing centres 38 mm
Stainless steel **1030.085**
Brass **p1030.985**



Specify door thickness when ordering

X (mm.)	40	34-58	58-82
Code	E	AB	CD

Ex. 10XX.XX.AB



Lever handle can be used in combination with fixed door knob 1082, 1086 or 1087.
Order ex. 10XX.XX/1082

All roses are supplied with machine screws, threaded bushes and Randi-Plug®, or wood screws.

no 1031

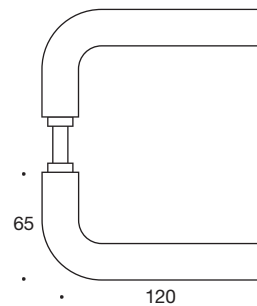


Straight lever handle, $\varnothing 22$ mm hollow.

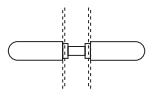
Available in satin stainless steel (AISI 304) or bright polished brass.

Supplied in pairs, for door thickness 34-58 mm or 58-82 mm, specify door thickness when ordering.

Standard spindle 8x8 mm. Also available with a 9x9 mm spindle.

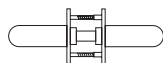
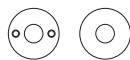


Product variants:



Without roses, for fitting on backplates.

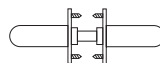
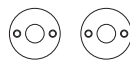
Stainless steel **1031.00**
Brass **p1031.90**



With solid roses attached, $\varnothing 50 \times 2$ mm.

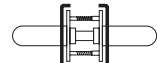
Fixing centres 30 mm
Stainless steel **1031.04**
Brass **p1031.94**

Fixing centres 38 mm
Stainless steel **1031.05**
Brass **p1031.95**



With solid roses attached, $\varnothing 50 \times 2$ mm.

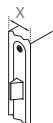
Fixing centres 38 mm
Stainless steel **1031.06**
Brass **p1031.96**



With attached roses and rose covers, $\varnothing 52 \times 4$ mm, for concealed fixing.

Fixing centres 30 mm
Stainless steel **1031.084**
Brass **p1031.984**

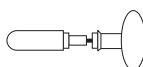
Fixing centres 38 mm
Stainless steel **1031.085**
Brass **p1031.985**



Specify door thickness when ordering

X (mm.)	40	34-58	58-82
Code	E	AB	CD

Ex. 10XX.XX.AB



Lever handle can be used in combination with fixed door knob 1082, 1086 or 1087. Order ex. 10XX.XX/1082

All roses are supplied with machine screws, threaded bushes and Randi-Plug®, or wood screws.

no 1040

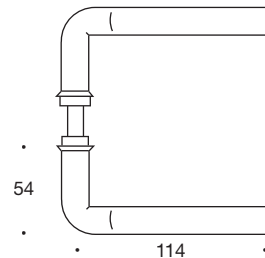


Cranked lever handle, $\varnothing 16$ mm solid, designed by architect Jørn Schütze.

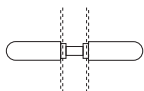
Available in satin stainless steel (AISI 304) or bright polished brass.

Supplied in pairs, for door thickness 34-58 mm or 58-82 mm, specify door thickness when ordering.

Standard spindle 8x8 mm. Also available with a 9x9 mm spindle.

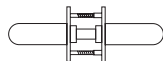
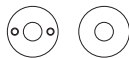


Product variants:



Without roses, for fitting on backplates.

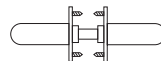
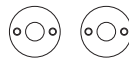
Stainless steel **1040.00**
Brass **p1040.90**



With solid roses attached, $\varnothing 50 \times 2$ mm.

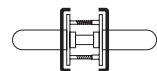
Fixing centres 30 mm
Stainless steel **1040.04**
Brass **p1040.94**

Fixing centres 38 mm
Stainless steel **1040.05**
Brass **p1040.95**



With solid roses attached, $\varnothing 50 \times 2$ mm.

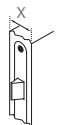
Fixing centres 38 mm
Stainless steel **1040.06**
Brass **p1040.96**



With attached roses and rose covers, $\varnothing 52 \times 4$ mm, for concealed fixing.

Fixing centres 30 mm
Stainless steel **1040.084**
Brass **p1040.984**

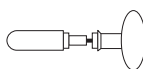
Fixing centres 38 mm
Stainless steel **1040.085**
Brass **p1040.985**



Specify door thickness when ordering

X (mm.)	40	34-58	58-82
Code	E	AB	CD

Ex. 10XX.XX.AB



Lever handle can be used in combination with fixed door knob 1082, 1086 or 1087.
Order ex. 10XX.XX/1082

All roses are supplied with machine screws, threaded bushes and Randi-Plug®, or wood screws.

no 1041

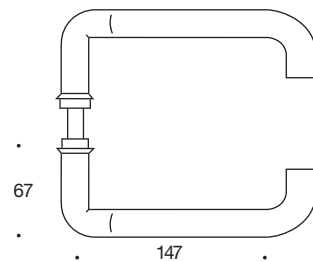


Cranked „return to door“ lever handle, $\varnothing 16$ mm solid, with longer grip designed for people with special needs. Supplied with return spring.

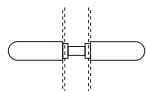
Available in satin stainless steel (AISI 304).

Supplied in pairs, for door thickness 34-58 mm or 58-82 mm, specify door thickness when ordering.

Standard spindle 8x8 mm.

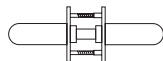
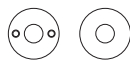


Product variants:



Without roses, for fitting on backplates.

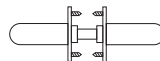
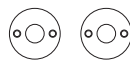
Stainless steel **1041.00**



With solid roses attached, $\varnothing 50 \times 2$ mm.

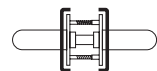
Fixing centres 30 mm
Stainless steel **1041.04**

Fixing centres 38 mm
Stainless steel **1041.05**



With solid roses attached, $\varnothing 50 \times 2$ mm.

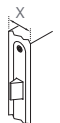
Fixing centres 38 mm
Stainless steel **1041.06**



With attached roses and rose covers, $\varnothing 52 \times 4$ mm, for concealed fixing.

Fixing centres 30 mm
Stainless steel **1041.084**

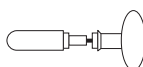
Fixing centres 38 mm
Stainless steel **1041.085**



Specify door thickness when ordering

X (mm.)	40	34-58	58-82
Code	E	AB	CD

Ex. 10XX.XX.AB



Lever handle can be used in combination with fixed door knob 1082, 1086 or 1087.
Order ex. 10XX.XX/1082

All roses are supplied with machine screws, threaded bushes and Randi-Plug®, or wood screws.

no 1042

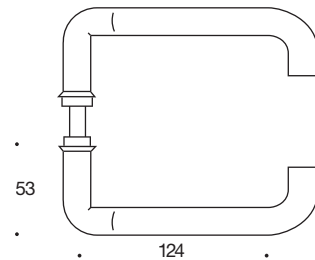


Cranked „Return to Door“ lever handle, $\varnothing 16$ mm solid.

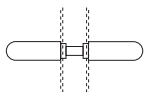
Available in satin stainless steel (AISI 304).

Supplied in pairs, for door thickness 34-58 mm or 58-82 mm, specify door thickness when ordering.

Standard spindle 8x8 mm.

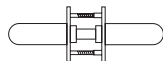
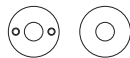


Product variants:



Without roses, for fitting on backplates.

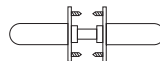
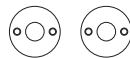
Stainless steel **1042.00**



With solid roses attached, $\varnothing 50 \times 2$ mm.

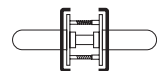
Fixing centres 30 mm
Stainless steel **1042.04**

Fixing centres 38 mm
Stainless steel **1042.05**



With solid roses attached, $\varnothing 50 \times 2$ mm.

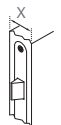
Fixing centres 38 mm
Stainless steel **1042.06**



With attached roses and rose covers, $\varnothing 52 \times 4$ mm, for concealed fixing.

Fixing centres 30 mm
Stainless steel **1042.084**

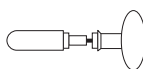
Fixing centres 38 mm
Stainless steel **1042.085**



Specify door thickness when ordering

X (mm.)	40	34-58	58-82
Code	E	AB	CD

Ex. 10XX.XX.AB



Lever handle can be used in combination with fixed door knob 1082, 1086 or 1087.
Order ex. 10XX.XX/1082

All roses are supplied with machine screws, threaded bushes and Randi-Plug®, or wood screws.

no 1050

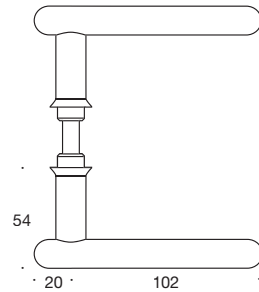


Leverhandle in a plan, „T“-shaped design, $\varnothing 16$ mm solid.

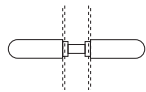
Available in satin stainless steel (AISI 304) or bright polished brass.

Supplied in pairs, for door thickness 34-58 mm or 58-82 mm, specify door thickness when ordering.

Standard spindle 8x8 mm.

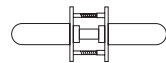
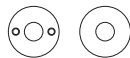


Product variants:



Without roses, for fitting on backplates.

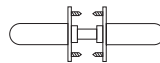
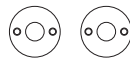
Stainless steel **1050.00**
Brass **p1050.90**



With solid roses attached, $\varnothing 50 \times 2$ mm.

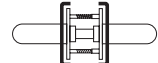
Fixing centres 30 mm
Stainless steel **1050.04**
Brass **p1050.94**

Fixing centres 38 mm
Stainless steel **1050.05**
Brass **p1050.95**



With solid roses attached, $\varnothing 50 \times 2$ mm.

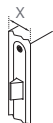
Fixing centres 38 mm
Stainless steel **1050.06**
Brass **p1050.96**



With attached roses and rose covers, $\varnothing 52 \times 4$ mm, for concealed fixing.

Fixing centres 30 mm
Stainless steel **1050.084**
Brass **p1050.984**

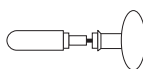
Fixing centres 38 mm
Stainless steel **1050.085**
Brass **p1050.985**



Specify door thickness when ordering

X (mm.)	40	34-58	58-82
Code	E	AB	CD

Ex. 10XX.XX.AB



Lever handle can be used in combination with fixed door knob 1082, 1086 or 1087. Order ex. 10XX.XX/1082

All roses are supplied with machine screws, threaded bushes and Randi-Plug®, or wood screws.

no 1060

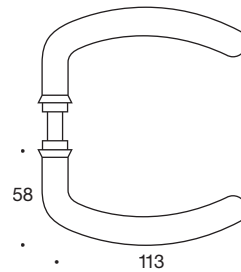


Slender lever handle, $\varnothing 16$ mm solid, representing a complete design line by C.F. Møller Architects. The lever handle was developed from a wish for thorough functionality that would also be user-friendly, both in appearance and to the touch.

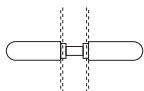
Available in satin stainless steel (AISI 304) or bright polished brass.

Supplied in pairs, for door thickness 34-58 mm or 58-82 mm, specify door thickness when ordering.

Standard spindle 8x8 mm. Also available with a 9x9 mm spindle.

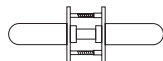
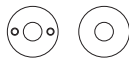


Product variants:



Without roses, for fitting on backplates.

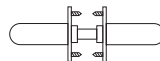
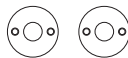
Stainless steel **1060.00**
Brass **p1060.90**



With solid roses attached, $\varnothing 50 \times 2$ mm.

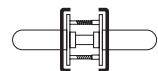
Fixing centres 30 mm
Stainless steel **1060.04**
Brass **p1060.94**

Fixing centres 38 mm
Stainless steel **1060.05**
Brass **p1060.95**



With solid roses attached, $\varnothing 50 \times 2$ mm.

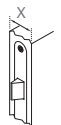
Fixing centres 38 mm
Stainless steel **1060.06**
Brass **p1060.96**



With attached roses and rose covers, $\varnothing 52 \times 4$ mm, for concealed fixing.

Fixing centres 30 mm
Stainless steel **1060.084**
Brass **p1060.984**

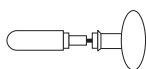
Fixing centres 38 mm
Stainless steel **1060.085**
Brass **p1060.985**



Specify door thickness when ordering

X (mm.)	40	34-58	58-82
Code	E	AB	CD

Ex. 10XX.XX.AB



Lever handle can be used in combination with fixed door knob 1082, 1086 or 1087.
Order ex. 10XX.XX/1082

All roses are supplied with machine screws, threaded bushes and Randi-Plug®, or wood screws.

no 1066

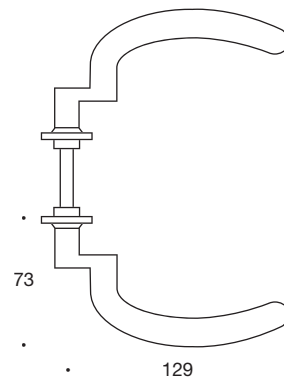


Lever handle for narrow profile doors, $\varnothing 16$ mm solid, representing a complete design line by C.F. Møller Architects.

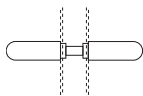
Available in satin stainless steel (AISI 304).

Supplied in pairs, for door thickness 34-46 mm, 46-58 mm, 58-70 mm or 70-82 mm, specify door thickness when ordering.

Standard spindle 8x8 mm. Also available with a 9x9 mm spindle.

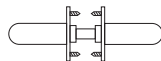
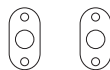


Product variants:



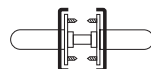
Without roses, for fitting on backplates.

Stainless steel **1066.00**



With solid roses attached, 65x30x3 mm.

Fixing centres 49 mm
Stainless steel **1066.06**



With attached roses and rose covers, 65x30x4 mm, for concealed fixing.

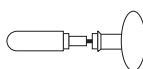
Fixing centres 49 mm
Stainless steel **1066.086**



Specify door thickness when ordering

X (mm.)	34-46	47-58	59-70	71-82
Code	A	B	C	D

Ex. 10XX.XX.A



Lever handle can be used in combination fixed door knob 1082, 1086 or 1087.
Order ex. 10XX.XX/1082

All roses are supplied with wood screws.

no 1073

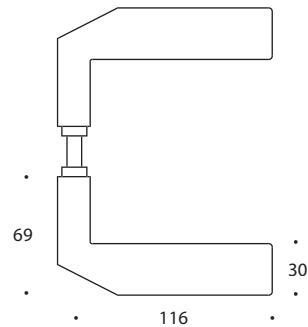


Randi-Line® Komé is a timeless, symmetrical and ergonomic lever handle, ø19 mm solid, designet by C.F. Møller Architects, representing a complete series of trim.

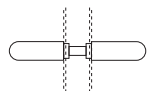
Available in satin stainless steel (AISI 304).

Supplied in pairs, for door thickness 34-58 mm or 58-82 mm, specify door thickness when ordering.

Standard spindle 8x8 mm.

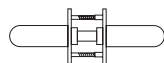
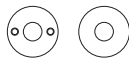


Product variants:



Without roses, for fitting on backplates.

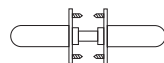
Stainless steel **1073.00**



With solid roses attached, ø50x2 mm.

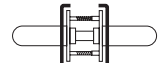
Fixing centres 30 mm
Stainless steel **1073.04**

Fixing centres 38 mm
Stainless steel **1073.05**



With solid roses attached, ø50x2 mm.

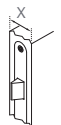
Fixing centres 38 mm
Stainless steel **1073.06**



With attached roses and rose covers, ø52x4 mm, for concealed fixing.

Fixing centres 30 mm
Stainless steel **1073.084**

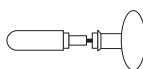
Fixing centres 38 mm
Stainless steel **1073.085**



Specify door thickness when ordering

X (mm.)	40	34-58	58-82
Code	E	AB	CD

Ex. 10XX.XX.AB



Lever handle can be used in combination with fixed door knob 1082, 1086 or 1087.
Order ex. 10XX.XX/1082

All roses are supplied with machine screws, threaded bushes and Randi-Plug®, or wood screws.



no 1075

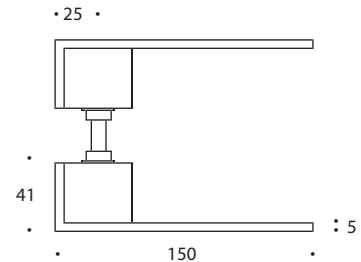


The characteristic SQUARE lever handle, designed by Friis & Moltke Design, is a combination of satin stainless steel and black-anodized aluminium - an impressive contrast in material and finish. 150x30x5 mm.

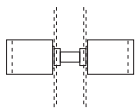
Available in satin stainless steel (AISI 304).

Supplied in pairs, for door thickness 34-58 mm or 58-82 mm, specify door thickness when ordering.

Standard spindle 8x8 mm.

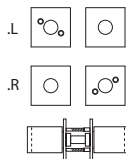


Product variants:



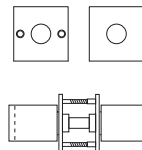
Without roses, for fitting on backplates.

Stainless steel **1075.00**



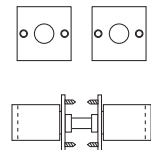
With solid roses attached, 50x50x2 mm.

Fixing centres 30 mm
Stainless steel **1075.042L/R**



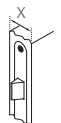
With solid roses attached, 50x50x2 mm.

Fixing centres 38 mm
Stainless steel **1075.052**



With solid roses attached, 50x50x2 mm.

Fixing centres 38 mm
Stainless steel **1075.062**



Specify door thickness when ordering

X (mm.)	40	34-58	58-82
Code	E	AB	CD

Ex. 10XX.XX.AB

All roses are supplied with machine screws, threaded bushes and Randi-Plug®, or wood screws.



no 1080

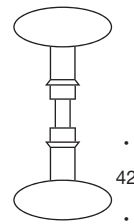


Operating, solid door knob in a mirror polished finish, $\varnothing 50$ mm.

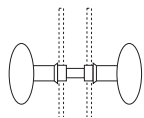
Available in satin stainless steel (AISI 304) or bright polished brass.

Supplied in pairs, for door thickness 34-58 mm or 58-82 mm, specify door thickness when ordering.

Standard spindle 8x8 mm. Also available with a 9x9 mm spindle.

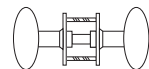
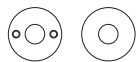


Product variants:



Without roses, for fitting on backplates.

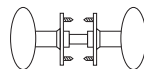
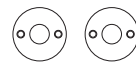
Stainless steel **1080.00**
Brass **p1080.90**



With solid roses attached, $\varnothing 50 \times 2$ mm.

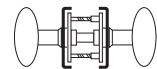
Fixing centres 30 mm
Stainless steel **1080.04**
Brass **p1080.94**

Fixing centres 38 mm
Stainless steel **1080.05**
Brass **p1080.95**



With solid roses attached, $\varnothing 50 \times 2$ mm.

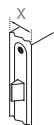
Fixing centres 38 mm
Stainless steel **1080.06**
Brass **p1080.96**



With attached roses and rose covers, $\varnothing 52 \times 4$ mm, for concealed fixing.

Fixing centres 30 mm
Stainless steel **1080.084**
Brass **p1080.984**

Fixing centres 38 mm
Stainless steel **1080.085**
Brass **p1080.985**



Specify door thickness when ordering

X (mm.)	40	34-58	58-82
Code	E	AB	CD

Ex. 1021.085.AB

All roses are supplied with machine screws, threaded bushes and Randi-Plug®, or wood screws.

no 1082



Fixed, solid door knob in a mirror polished finish, ø50 mm.
Can be used in combination with all Randi lever handles.

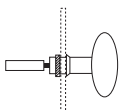
Available in satin stainless steel (AISI 304) or bright polished brass.

Supplied singly, for door thickness 34-58 mm or 58-82 mm,
specify door thickness when ordering.

Standard spindle 8x8 mm. Also available with a 9x9 mm spindle.

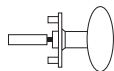


Product variants:



Without roses, for fitting
on backplates.

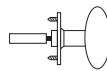
Stainless steel **1082.00**
Brass **p1082.90**



With solid roses attached,
ø50x2 mm.

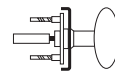
Fixing centres 30 mm
Stainless steel **1082.04**
Brass **p1082.94**

Fixing centres 38 mm
Stainless steel **1082.05**
Brass **p1082.95**



With solid roses attached,
ø50x2 mm.

Fixing centres 38 mm
Stainless steel **1082.06**
Brass **p1082.96**



With attached roses and
rose covers, ø52x4 mm,
for concealed fixing.

Fixing centres 30 mm
Stainless steel **1082.084**
Brass **p1082.984**

Fixing centres 38 mm
Stainless steel **1082.085**
Brass **p1082.985**

All roses are supplied with machine screws, threaded bushes and Randi-Plug®, or wood screws.

no 1084

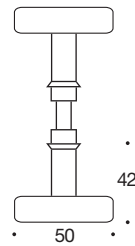


Operating, solid door knob, $\varnothing 50$ mm.

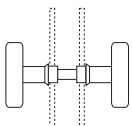
Available in satin stainless steel (AISI 304).

Supplied in pairs, for door thickness 34-58 mm or 58-82 mm, specify door thickness when ordering.

Standard spindle 8x8 mm.

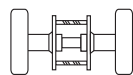
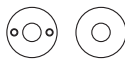


Product variants:



Without roses, for fitting on backplates.

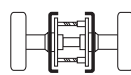
Stainless steel **1084.00**



With solid roses attached, $\varnothing 50 \times 2$ mm.

Fixing centres 30 mm
Stainless steel **1084.04**

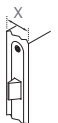
Fixing centres 38 mm
Stainless steel **1084.05**



With attached roses and rose covers, $\varnothing 52 \times 4$ mm, for concealed fixing.

Fixing centres 30 mm
Stainless steel **1084.084**

Fixing centres 38 mm
Stainless steel **1084.085**



Specify door thickness when ordering

X (mm.)	40	34-58	58-82
Code	E	AB	CD

Ex. 1021.085.**AB**

All roses are supplied with machine screws, threaded bushes and Randi-Plug®, or wood screws.

no 1086

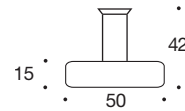


Fixed, solid door knob, $\varnothing 50$ mm. Can be used in combination with all Randi lever handles.

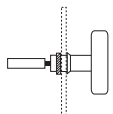
Available in satin stainless steel (AISI 304).

Supplied singly, for door thickness 34-58 mm or 58-82 mm, specify door thickness when ordering.

Standard spindle 8x8 mm. Also available with a 9x9 mm spindle.

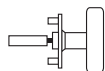


Product variants:



Without roses, for fitting on backplates.

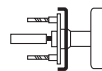
Stainless steel **1086.00**



With solid roses attached, $\varnothing 50 \times 2$ mm.

Fixing centres 30 mm
Stainless steel **1086.04**

Fixing centres 38 mm
Stainless steel **1086.05**



With attached roses and rose covers, $\varnothing 52 \times 4$ mm, for concealed fixing.

Fixing centres 30 mm
Stainless steel **1086.084**

Fixing centres 38 mm
Stainless steel **1086.085**

no 1087

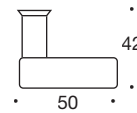


Fixed, cranked door knob for narrow profile doors. Solid, $\varnothing 50$ mm.
Can be used in combination with all Randi lever handles.

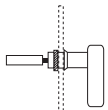
Available in satin stainless steel (AISI 304).

Supplied singly, for door thickness 34-58 mm or 58-82 mm,
specify door thickness when ordering.

Standard spindle 8x8 mm.



Product variants:



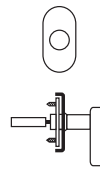
Without roses, for fitting
on backplates.

Stainless steel **1087.00**



With solid roses attached,
65x30x3 mm.

Fixing centres 49 mm
Stainless steel **1087.06**



With attached roses and
rose covers, 65x30x4 mm,
for concealed fixing.

Fixing centres 49 mm
Stainless steel **1087.086**

All roses are supplied with machine screws, threaded bushes and Randi-Plug®, or wood screws.



no 1090

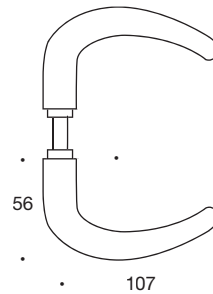


Lever handle in a classical coupé style, $\varnothing 19$ mm solid.

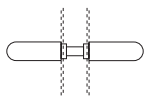
Available in satin stainless steel (AISI 304) or bright polished brass.

Supplied in pairs, for door thickness 34-58 mm or 58-82 mm, specify door thickness when ordering.

Standard spindle 8x8 mm. Also available with a 9x9 mm spindle.

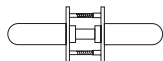
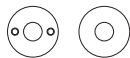


Product variants:



Without roses, for fitting on backplates.

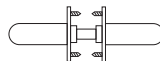
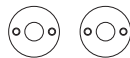
Stainless steel **1090.00**
Brass **p1090.90**



With solid roses attached, $\varnothing 50 \times 2$ mm.

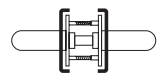
Fixing centres 30 mm
Stainless steel **1090.04**
Brass **p1090.94**

Fixing centres 38 mm
Stainless steel **1090.05**
Brass **p1090.95**



With solid roses attached, $\varnothing 50 \times 2$ mm.

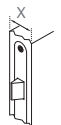
Fixing centres 38 mm
Stainless steel **1090.06**
Brass **p1090.96**



With attached roses and rose covers, $\varnothing 52 \times 4$ mm, for concealed fixing.

Fixing centres 30 mm
Stainless steel **1090.084**
Brass **p1090.984**

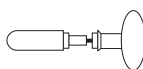
Fixing centres 38 mm
Stainless steel **1090.085**
Brass **p1090.985**



Specify door thickness when ordering

X (mm.)	40	34-58	58-82
Code	E	AB	CD

Ex. 10XX.XX.AB



Lever handle can be used in combination with fixed door knob 1082, 1086 or 1087.
Order ex. 10XX.XX/1082

All roses are supplied with machine screws, threaded bushes and Randi-Plug®, or wood screws.

no 1091

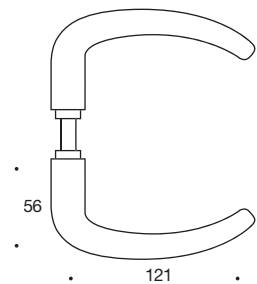


Lever handle in a classical coupé style, with extra length compared to 1090, ø19 mm solid.

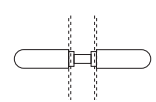
Available in satin stainless steel (AISI 304).

Supplied in pairs, for door thickness 34-58 mm or 58-82 mm, specify door thickness when ordering.

Standard spindle 8x8 mm.

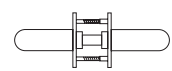
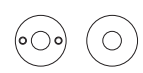


Product variants:



Without roses, for fitting on backplates.

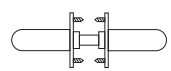
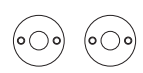
Stainless steel **1091.00**



With solid roses attached, ø50x2 mm.

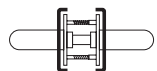
Fixing centres 30 mm
Stainless steel **1091.04**

Fixing centres 38 mm
Stainless steel **1091.05**



With solid roses attached, ø50x2 mm.

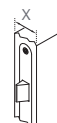
Fixing centres 38 mm
Stainless steel **1091.06**



With attached roses and rose covers, ø52x4 mm, for concealed fixing.

Fixing centres 30 mm
Stainless steel **1091.084**

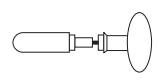
Fixing centres 38 mm
Stainless steel **1091.085**



Specify door thickness when ordering

X (mm.)	40	34-58	58-82
Code	E	AB	CD

Ex. 10XX.XX.AB



Lever handle can be used in combination with fixed door knob 1082, 1086 or 1087.
Order ex. 10XX.XX/1082

All roses are supplied with machine screws, threaded bushes and Randi-Plug®, or wood screws.

no 1095

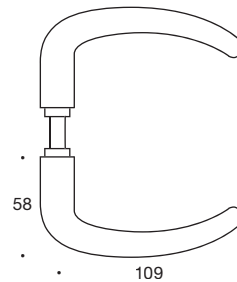


Forged, solid lever handle, $\varnothing 19$ mm.

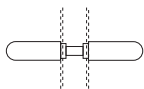
Available in satin stainless steel (AISI 304) or bright polished brass.

Supplied in pairs, for door thickness 34-58 mm or 58-82 mm, specify door thickness when ordering.

Standard spindle 8x8 mm.

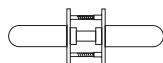


Product variants:



Without roses, for fitting on backplates.

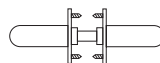
Stainless steel **1095.00**
Brass **p1095.90**



With solid roses attached, $\varnothing 50 \times 2$ mm.

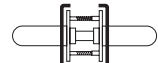
Fixing centres 30 mm
Stainless steel **1095.04**
Brass **p1095.94**

Fixing centres 38 mm
Stainless steel **1095.05**
Brass **p1095.95**



With solid roses attached, $\varnothing 50 \times 2$ mm.

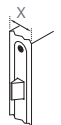
Fixing centres 38 mm
Stainless steel **1095.06**
Brass **p1095.96**



With attached roses and rose covers, $\varnothing 52 \times 4$ mm, for concealed fixing.

Fixing centres 30 mm
Stainless steel **1095.084**
Brass **p1095.984**

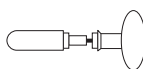
Fixing centres 38 mm
Stainless steel **1095.085**
Brass **p1095.985**



Specify door thickness when ordering

X (mm.)	40	34-58	58-82
Code	E	AB	CD

Ex. 10XX.XX.AB



Lever handle can be used in combination with fixed door knob 1082, 1086 or 1087.
Order ex. 10XX.XX/1082

All roses are supplied with machine screws, threaded bushes and Randi-Plug®, or wood screws.

no 1096

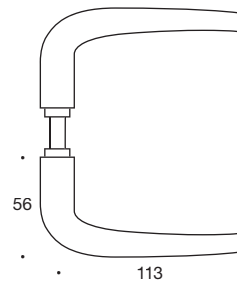


Forged, solid lever handle, $\varnothing 19$ mm. A variant of the classical 1095 lever handle.

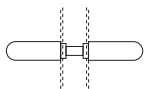
Available in satin stainless steel (AISI 304) or bright polished brass.

Supplied in pairs, for door thickness 34-58 mm or 58-82 mm, specify door thickness when ordering.

Standard spindle 8x8 mm.

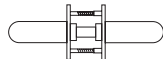
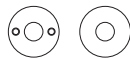


Product variants:



Without roses, for fitting on backplates.

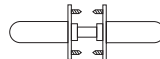
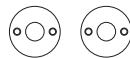
Stainless steel **1096.00**
Brass **p1096.90**



With solid roses attached, $\varnothing 50 \times 2$ mm.

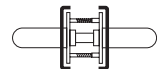
Fixing centres 30 mm
Stainless steel **1096.04**
Brass **p1096.94**

Fixing centres 38 mm
Stainless steel **1096.05**
Brass **p1096.95**



With solid roses attached, $\varnothing 50 \times 2$ mm.

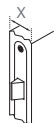
Fixing centres 38 mm
Stainless steel **1096.06**
Brass **p1096.96**



With attached roses and rose covers, $\varnothing 52 \times 4$ mm, for concealed fixing.

Fixing centres 30 mm
Stainless steel **1096.084**
Brass **p1096.984**

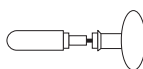
Fixing centres 38 mm
Stainless steel **1096.085**
Brass **p1096.985**



Specify door thickness when ordering

X (mm.)	40	34-58	58-82
Code	E	AB	CD

Ex. 10XX.XX.AB



Lever handle can be used in combination with fixed door knob 1082, 1086 or 1087. Order ex. 10XX.XX/1082

All roses are supplied with machine screws, threaded bushes and Randi-Plug®, or wood screws.

no 1097

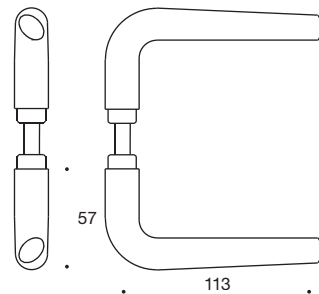


Forged, solid lever handle, $\varnothing 19$ mm. A „twisted“ variant of the levers 1095 and 1096.

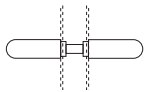
Available in satin stainless steel (AISI 304).

Supplied in pairs, for door thickness 34-58 mm or 58-82 mm, specify door thickness when ordering.

Standard spindle 8x8 mm.

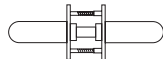
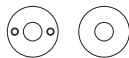


Product variants:



Without roses, for fitting on backplates.

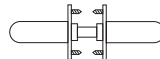
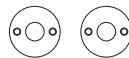
Stainless steel **1097.00**



With solid roses attached, $\varnothing 50 \times 2$ mm.

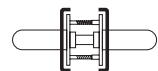
Fixing centres 30 mm
Stainless steel **1097.04**

Fixing centres 38 mm
Stainless steel **1097.05**



With solid roses attached, $\varnothing 50 \times 2$ mm.

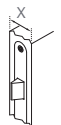
Fixing centres 38 mm
Stainless steel **1097.06**



With attached roses and rose covers, $\varnothing 52 \times 4$ mm, for concealed fixing.

Fixing centres 30 mm
Stainless steel **1097.084**

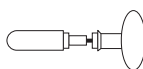
Fixing centres 38 mm
Stainless steel **1097.085**



Specify door thickness when ordering

X (mm.)	40	34-58	58-82
Code	E	AB	CD

Ex. 10XX.XX.AB



Lever handle can be used in combination with fixed door knob 1082, 1086 or 1087.
Order ex. 10XX.XX/1082

All roses are supplied with machine screws, threaded bushes and Randi-Plug®, or wood screws.

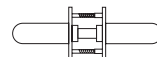
Types of roses – Randi-Line®

Solid roses



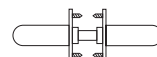
Solid, attached roses, \varnothing 50 x 2 mm. With threaded bushes on one side and visible screws on the other. Available with fixing centres 30 mm and 38 mm.

Supplied in pairs incl. machine screws M4 x 84 mm, Torx no. 15 and Randi-Plug®.



Solid, attached roses, \varnothing 50 x 2 mm. Drilled for countersunk wood screws, fixing centres 38 mm.

Supplied in pairs incl. wood screws 3,5 x 13 mm.

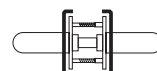
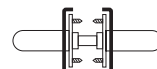


Rose covers



Attached roses with rose covers, \varnothing 52 x 4 mm, concealed fixing. Available with fixing centres 30 mm and 38 mm.

Supplied in pairs incl. machine screws M4 x 84 mm, Torx no. 15, bushes and Randi-Plug®.

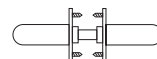


Oval roses, solid



Solid, attached roses, 65 x 30 x 3 mm. Drilled for countersunk wood screws, fixing centres 49 mm.

Supplied in pairs incl. wood screws 4 x 16 mm and special machine screws M5 x 16 mm.



Oval roses with rose covers



Attached roses with rose covers, 65 x 30 x 4 mm. Concealed fixing, fixing centres 49 mm.

Supplied in pairs incl. wood screws 4 x 16 mm and special machine screws M5 x 16 mm.

