












# Classic-Line®

	<b>Page</b>	<b>No</b>	
	H-style lever handle, Ø16 mm, solid . . . . .	189	p3010
	H-style lever handle, Ø14 mm, solid . . . . .	190	p3011
	H-style lever handle, Ø13 mm, solid . . . . .	191	p3012
	H-style lever handle, Ø13 mm, solid . . . . .	192	p3013
	H-style lever handle, Ø16 mm, solid . . . . .	193	p3014
	H-style lever handle, Ø16 mm, solid . . . . .	194	p3015
	C-style lever handle, Ø16 mm, solid . . . . .	195	p3020
	C-style lever handle, Ø14 mm, solid . . . . .	196	p3021
	C-style lever handle, Ø13 mm, solid . . . . .	197	p3022
	C-style lever handle, Ø13 mm, solid . . . . .	198	p3023
	C-style lever handle, Ø16 mm, solid . . . . .	199	p3024
	C-style lever handle, Ø16 mm, solid . . . . .	200	p3025
	Escutcheon, Ø50 x 2 mm, solid c-c 30 mm, machine screws . . . . .	201	p3140
	Escutcheon, Ø50 x 2 mm, solid c-c 38 mm, wood screws. . . . .	202	p3155
	Escutcheon, Ø50 x 2 mm, solid c-c 38 mm, machine screws . . . . .	203	p3156
	H-style backplate, 220 x 45 x 2 mm, 4 screw holes . . . . .	204	p3210
	H-style backplate, 220 x 45 x 2 mm, 4 screw holes . . . . .	205	p3310
	C-style backplate, 225 x 48 x 2 mm, 2 screw holes . . . . .	204	p3230
	C-style backplate, 225 x 48 x 2 mm, 2 screw holes . . . . .	205	p3330
	H-style window handle, Ø14 mm, solid . . . . .	212	p3711
	H-style window handle, Ø14 mm, solid, rose 65 x 30 mm. . . . .	212	p3712
	H-style window handle, Ø13 mm, solid . . . . .	213	p3714
	H-style window handle, Ø13 mm, solid, rose 65 x 30 mm . . . . .	213	p3715
	H-style window handle, Ø14 mm, solid. . . . .	214	p3716
	H-style window handle, Ø14 mm, solid, rose 65 x 30 mm . . . . .	214	p3717
	C-style window handle, Ø14 mm, solid . . . . .	215	p3721
	C-style window handle, Ø14 mm, solid, rose 65 x 30 mm . . . . .	215	p3722
	C-style window handle, Ø13 mm, solid . . . . .	216	p3724
	C-style window handle, Ø13 mm, solid, rose 65 x 30 mm . . . . .	216	p3725
	C-style window handle, Ø14 mm, solid. . . . .	217	p3726
	C-style window handle, Ø14 mm, solid, rose 65 x 30 mm . . . . .	217	p3727
	H-style pull handle, Ø13 mm, solid . . . . .	206	p3510
	H-style pull handle, Ø25 mm . . . . .	206	p3511
	H-style pull handle, Ø25 mm, in pairs . . . . .	207	p3512
	C-style pull handle, Ø13 mm, solid . . . . .	208	p3520
	C-style pull handle, Ø25 mm, . . . . .	208	p3521
	C-style pull handle, Ø25 mm, in pairs. . . . .	209	p3522
	Door stop, Ø25 mm . . . . .	210	p3630
	Door stop, Ø50 mm . . . . .	210	p3631
	Door stop, Ø50 mm . . . . .	211	p3632

# Classic-Line®

## Classic-Line®

Classic-Line®, designed by the architects Benedicte & Poul Erik Find, is a comprehensive series of elegant architectural hardware and accessories in two classical designs – the 'H'-style and the 'C'-style – both made from solid brass.

### H-style

This style takes its design point from the geometrical form of the square. Ideal for use in buildings with strong square shapes and lines.

### C-style

This style takes its design point from the geometric form of the circle. Ideal for use in buildings with circular and curved accents.

## Finish

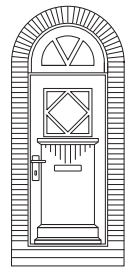

Classic-Line® is manufactured from solid, polished brass. Used for many years in the building industry brass offers both a special brilliance and robust character.

## Maintenance

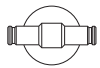
Over time brass takes on a naturally dark patina which requires no special care. However, if desired the warm, golden surface can be easily maintained by using brass polish.

## Protected buildings

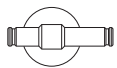
When specifying hardware for the renovation of listed buildings with preservation orders great care must be taken if the original locks are still being used. Consult the relevant authorities or contact Randi.



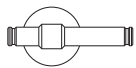
## Ideal applications



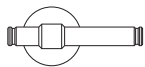
The 'T' Bar cross handle was designed for use in smaller buildings and in areas such as loft conversions and storage rooms in larger buildings.



The small lever handle was developed with larger buildings in mind – and is suitable for use on internal doors in domestic buildings. Available with a range of elongated backplates.



The medium lever handle was specially designed for entrance and internal doors.



The large lever handle is for larger main doors in stately homes and other buildings with similar architectural hardware specifications.



Classic-Line® is available with a wide range of escutcheons and elongated backplates to suit many types and sizes of locks. Backplates can be fixed with bolt through fixings.

# no p3010

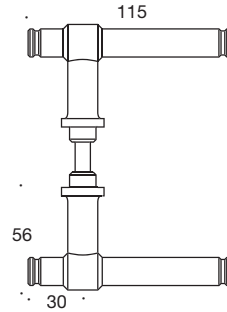


Large „H“-style lever handle,  $\varnothing 16$  mm.

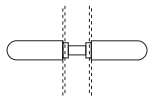
Available in solid, bright polished brass.

Supplied in pairs, for door thickness 34-58 mm or 58-82 mm, specify door thickness when ordering.

Standard spindle 8x8 mm.

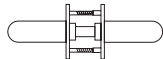
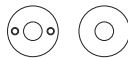


**Product variants:**



Without roses, for fitting on backplates

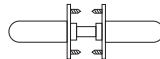
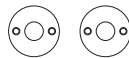
Brass **p3010.90**



With solid roses attached,  $\varnothing 50 \times 2$  mm.

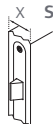
Fixing centres 30 mm  
Brass **p3010.94**

Fixing centres 38 mm  
Brass **p3010.95**



With solid roses attached,  $\varnothing 50 \times 2$  mm.

Fixing centres 38 mm  
Brass **p3010.96**



Specify door thickness when ordering

X (mm.)	40	34-58	58-82
Code	E	AB	CD

Ex. p30xx.9x.AB

All roses are supplied with machine screws, threaded bushes and Randi-Plug®, or wood screws.

# no p3011

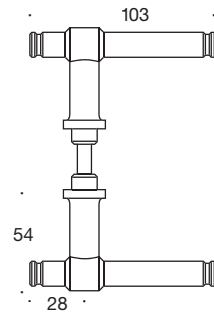


„H“-style lever handle,  $\varnothing 14$  mm.

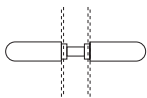
Available in solid, bright polished brass.

Supplied in pairs, for door thickness 34-58 mm or 58-82 mm, specify door thickness when ordering.

Standard spindle 8x8 mm.

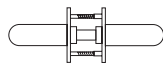
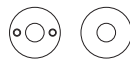


## Product variants:



Without roses, for fitting on backplates.

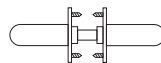
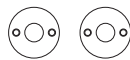
Brass **p3011.90**



With solid roses attached,  $\varnothing 50 \times 2$  mm.

Fixing centres 30 mm  
Brass **p3011.94**

Fixing centres 38 mm  
Brass **p3011.95**



With solid roses attached,  $\varnothing 50 \times 2$  mm.

Fixing centres 38 mm  
Brass **p3011.96**



Specify door thickness when ordering

X (mm.)	40	34-58	58-82
Code	E	AB	CD

Ex. p30xx.9x.AB

All roses are supplied with machine screws, threaded bushes and Randi-Plug®, or wood screws.

# no p3012

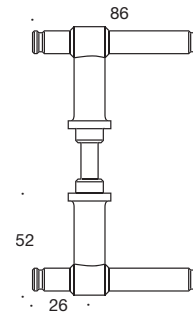


Small „H“-style lever handle, ø13 mm.

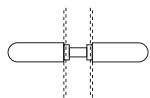
Available in solid, bright polished brass.

Supplied in pairs, for door thickness 34-58 mm or 58-82 mm, specify door thickness when ordering.

Standard spindle 8x8 mm.

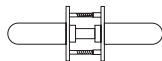


### Product variants:



Without roses, for fitting on backplates.

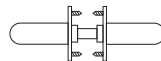
Brass **p3012.90**



With solid roses attached, ø50x2 mm.

Fixing centres 30 mm  
Brass **p3012.94**

Fixing centres 38 mm  
Brass **p3012.95**



With solid roses attached, ø50x2 mm.

Fixing centres 38 mm  
Brass **p3012.96**



Specify door thickness when ordering

X (mm.)	40	34-58	58-82
Code	E	AB	CD

Ex. p30xx.9x.AB

All roses are supplied with machine screws, threaded bushes and Randi-Plug®, or wood screws.

# no p3013

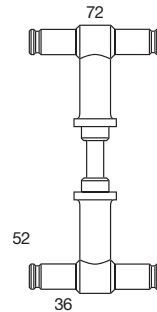


„H“-shaped cross lever handle,  $\varnothing 13$  mm. This „T“ bar cross handle was designed for use in smaller buildings and in areas such as lofts and storage rooms.

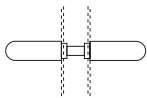
Available in solid, bright polished brass.

Supplied in pairs, for door thickness 34-58 mm or 58-82 mm, specify door thickness when ordering.

Standard spindle 8x8 mm.

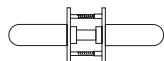
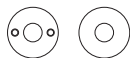


## Product variants:



Without roses, for fitting on backplates.

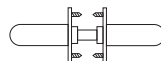
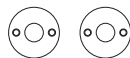
Brass **p3013.90**



With solid roses attached,  $\varnothing 50 \times 2$  mm.

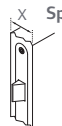
Fixing centres 30 mm  
Brass **p3013.94**

Fixing centres 38 mm  
Brass **p3013.95**



With solid roses attached,  $\varnothing 50 \times 2$  mm.

Fixing centres 38 mm  
Brass **p3013.96**



Specify door thickness when ordering

X (mm.)	40	34-58	58-82
Code	E	AB	CD

Ex. p30xx.9x.AB

All roses are supplied with machine screws, threaded bushes and Randi-Plug®, or wood screws.

# no p3014

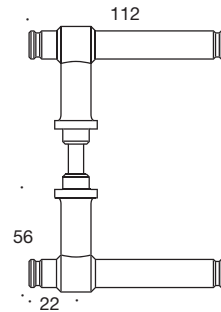


„H“-style lever handle,  $\varnothing 16$  mm. Designed for use on doors with a small backset.

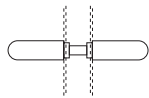
Available in solid, bright polished brass.

Supplied in pairs, for door thickness 34-58 mm or 58-82 mm, specify door thickness when ordering.

Standard spindle 8x8 mm.

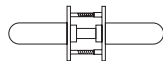
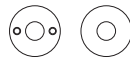


### Product variants:



Without roses, for fitting on backplates.

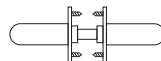
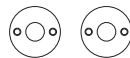
Brass **p3014.90**



With solid roses attached,  $\varnothing 50 \times 2$  mm.

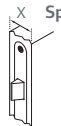
Fixing centres 30 mm  
Brass **p3014.94**

Fixing centres 38 mm  
Brass **p3014.95**



With solid roses attached,  $\varnothing 50 \times 2$  mm.

Fixing centres 38 mm  
Brass **p3014.96**



Specify door thickness when ordering

X (mm.)	40	34-58	58-82
Code	E	AB	CD

Ex. p30xx.9x.AB

All roses are supplied with machine screws, threaded bushes and Randi-Plug®, or wood screws.

# no p3015

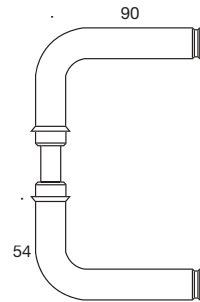


„H“-style lever handle,  $\varnothing 16$  mm.

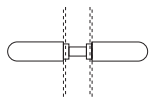
Available in solid, bright polished brass.

Supplied in pairs, for door thickness 34-58 mm or 58-82 mm, specify door thickness when ordering.

Standard spindle 8x8 mm.

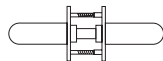
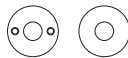


## Product variants:



Without roses, for fitting on backplates.

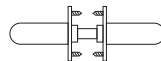
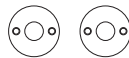
Brass **p3015.90**



With solid roses attached,  $\varnothing 50 \times 2$  mm.

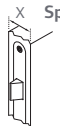
Fixing centres 30 mm  
Brass **p3015.94**

Fixing centres 38 mm  
Brass **p3015.95**



With solid roses attached,  $\varnothing 50 \times 2$  mm.

Fixing centres 38 mm  
Brass **p3015.96**



Specify door thickness when ordering

X (mm.)	40	34-58	58-82
Code	E	AB	CD

Ex. p30xx.9x.AB

All roses are supplied with machine screws, threaded bushes and Randi-Plug®, or wood screws.

# no p3020

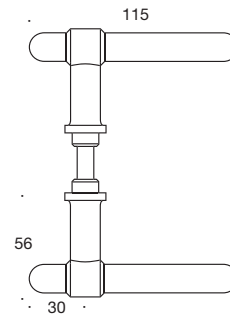


Large „C“ style lever handle, ø16 mm.

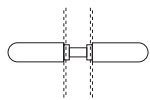
Available in solid, bright polished brass.

Supplied in pairs, for door thickness 34-58 mm or 58-82 mm, specify door thickness when ordering.

Standard spindle 8x8 mm.

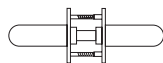
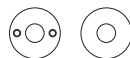


### Product variants:



Without roses, for fitting on backplates.

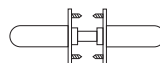
Brass **p3020.90**



With solid roses attached, ø50x2 mm.

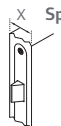
Fixing centres 30 mm  
Brass **p3020.94**

Fixing centres 38 mm  
Brass **p3020.95**



With solid roses attached, ø50x2 mm.

Fixing centres 38 mm  
Brass **p3020.96**



Specify door thickness when ordering

X (mm.)	40	34-58	58-82
Code	E	AB	CD

Ex. p30xx.9x.AB

All roses are supplied with machine screws, threaded bushes and Randi-Plug®, or wood screws.

# no p3021

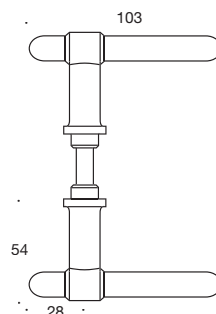


„C“ style lever handle,  $\varnothing 14$  mm.

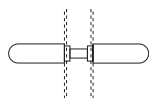
Available in solid, bright polished brass.

Supplied in pairs, for door thickness 34-58 mm or 58-82 mm, specify door thickness when ordering.

Standard spindle 8x8 mm.

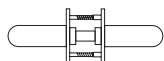


## Product variants:



Without roses, for fitting on backplates.

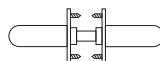
Brass **p3021.90**



With solid roses attached,  $\varnothing 50 \times 2$  mm.

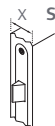
Fixing centres 30 mm  
Brass **p3021.94**

Fixing centres 38 mm  
Brass **p3021.95**



With solid roses attached,  $\varnothing 50 \times 2$  mm.

Fixing centres 38 mm  
Brass **p3021.96**



Specify door thickness when ordering

X (mm.)	40	34-58	58-82
Code	E	AB	CD

Ex. p30xx.9x.AB

All roses are supplied with machine screws, threaded bushes and Randi-Plug®, or wood screws.

# no p3022

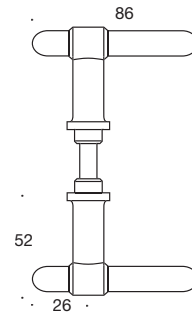


Small „C“ style lever handle, ø13 mm.

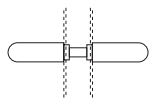
Available in solid, bright polished brass.

Supplied in pairs, for door thickness 34-58 mm or 58-82 mm, specify door thickness when ordering.

Standard spindle 8x8 mm.

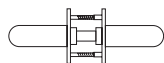
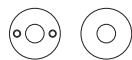


### Product variants:



Without roses, for fitting on backplates.

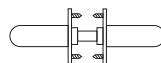
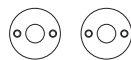
Brass **p3022.90**



With solid roses attached, ø50x2 mm.

Fixing centres 30 mm  
Brass **p3022.94**

Fixing centres 38 mm  
Brass **p3022.95**



With solid roses attached, ø50x2 mm.

Fixing centres 38 mm  
Brass **p3022.96**



Specify door thickness when ordering

X (mm.)	40	34-58	58-82
Code	E	AB	CD

Ex. p30xx.9x.AB

All roses are supplied with machine screws, threaded bushes and Randi-Plug®, or wood screws.

# no p3023

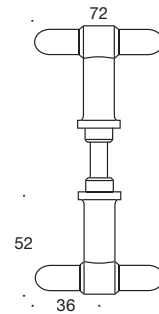


„C“ style T bar lever handle,  $\varnothing 13$  mm. Designed for use in smaller buildings and in areas such as lofts and storage rooms.

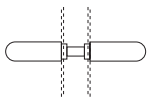
Available in solid, bright polished brass.

Supplied in pairs, for door thickness 34-58 mm or 58-82 mm, specify door thickness when ordering.

Standard spindle 8x8 mm.

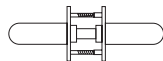
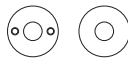


## Product variants:



Without roses, for fitting on backplates.

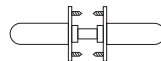
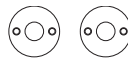
Brass **p3023.90**



With solid roses attached,  $\varnothing 50 \times 2$  mm.

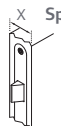
Fixing centres 30 mm  
Brass **p3023.94**

Fixing centres 38 mm  
Brass **p3023.95**



With solid roses attached,  $\varnothing 50 \times 2$  mm.

Fixing centres 38 mm  
Brass **p3023.96**



Specify door thickness when ordering

X (mm.)	40	34-58	58-82
Code	E	AB	CD

Ex. p30xx.9x.AB

All roses are supplied with machine screws, threaded bushes and Randi-Plug®, or wood screws.

# no p3024

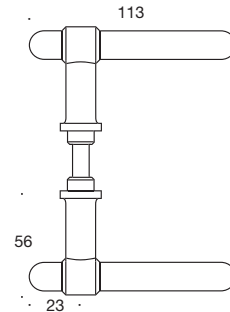


„C“ style lever handle, ø16 mm. Designed for use on doors with a small backset.

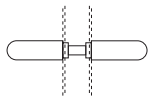
Available in solid, bright polished brass.

Supplied in pairs, for door thickness 34-58 mm or 58-82 mm, specify door thickness when ordering.

Standard spindle 8x8 mm.

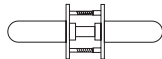
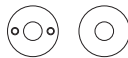


### Product variants:



Without roses, for fitting on backplates.

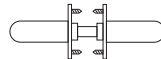
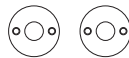
Brass **p3024.90**



With solid roses attached, ø50x2 mm.

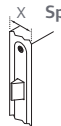
Fixing centres 30 mm  
Brass **p3024.94**

Fixing centres 38 mm  
Brass **p3024.95**



With solid roses attached, ø50x2 mm.

Fixing centres 38 mm  
Brass **p3024.96**



Specify door thickness when ordering

X (mm.)	40	34-58	58-82
Code	E	AB	CD

Ex. p30xx.9x.AB

All roses are supplied with machine screws, threaded bushes and Randi-Plug®, or wood screws.

# no p3025

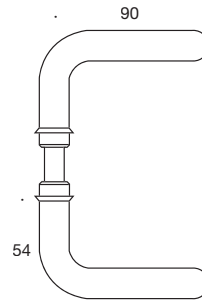


„C“ style lever handle,  $\varnothing 16$  mm.

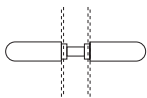
Available in solid, bright polished brass.

Supplied in pairs, for door thickness 34-58 mm or 58-82 mm, specify door thickness when ordering.

Standard spindle 8x8 mm.

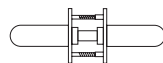
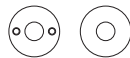


## Product variants:



Without roses, for fitting on backplates.

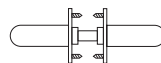
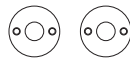
Brass **p3025.90**



With solid roses attached,  $\varnothing 50 \times 2$  mm.

Fixing centres 30 mm  
Brass **p3025.94**

Fixing centres 38 mm  
Brass **p3025.95**



With solid roses attached,  $\varnothing 50 \times 2$  mm.

Fixing centres 38 mm  
Brass **p3025.96**



Specify door thickness when ordering

X (mm.)	40	34-58	58-82
Code	E	AB	CD

Ex. p30xx.9x.AB

All roses are supplied with machine screws, threaded bushes and Randi-Plug®, or wood screws.

# no p3140

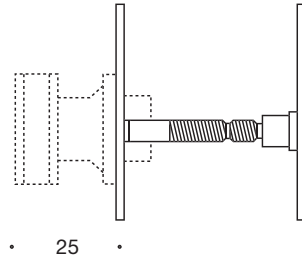


Escutcheons, solid, ø50x2 mm.

Available in solid, bright polished brass.

With threaded bushes attached, fixing centres 30 mm, screws visible on one side. Supplied in pairs including machine screws M4x84 mm.

Bathroom escutcheons: Standard for door thickness 34-50 mm.



## Product variants:



Latch  
p3140.90



Cyl/turn  
p3140.91.A



Turn  
p3140.91.AM4



Cyl/Cyl  
p3140.92.A



Bathroom  
p3140.93.TA/TG



Keyhole  
p3140.94.C



Keyhole  
p3140.94.M



Blind  
p3140.95

Escutcheons also available with cylinder rings in various heights: 7, 11, 13, 16, 18 or 20 mm, in combination with a turn or for double cylinder. See page 63.

# no p3155

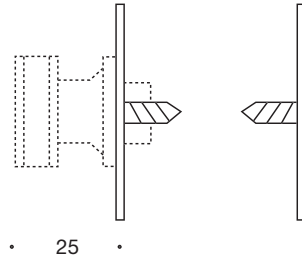


Escutcheons,  $\varnothing 50 \times 2$  mm.

Available in solid, bright polished brass.

Drilled for wood screws, fixing centres 38 mm. Supplied in pairs including stainless steel wood screws 3,5x13 mm.

Bathroom escutcheons: Standard for door thickness 34-50 mm.



• 25 •

## Product variants:



Latch  
p3155.90



Bathroom  
p3155.93.TG/TE



Blind  
p3155.95



Cyl/turn  
p3155.91R



Bathroom  
p3155.936.TG/TE



Cyl/Cyl  
p3155.92R



Keyhole  
p3155.94.C




Cyl/Cyl  
p3155.92.E



Keyhole  
p3155.94.M

# no p3156

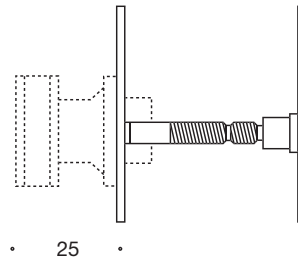


Escutcheons, ø50x2 mm.

Available in solid, bright polished brass.

With threaded bushes attached, fixing centres 38 mm, screws visible on one side. Supplied in pairs including machine screws M4x84 mm and Randi-Plug®.

Bathroom escutcheons: Standard for door thickness 34-50 mm.



## Product variants:



Latch  
p3156.90



Cyl/Cyl  
p3156.92.E



Bathroom  
p3156.93.TG



Bathroom  
p3156.936.TG



Keyhole  
p3156.94.C



Keyhole  
p3156.94.M



Blind  
p3156.95

# no p3210

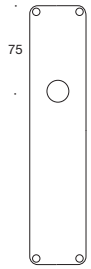


Backplate, 220x45x2 mm.

Available in solid bright polished brass.

Drilled for wood screws or M4 machine screws. Supplied in pairs including wood screws 3,5x13 mm.

The distance between the centre of the lever hole and the centre of the keyhole/cylinder (X-centres) is defined by adding a code as the 8.th digit. See table of codes, page 275.



Latch p3210.90	Cyl/turn p3210.91.RX	Cyl/Cyl p3210.92.EX	Cyl/Cyl p3210.92.KX	Cyl/Cyl p3210.92.RX	Bathroom p3210.93.TX	Keyhole p3210.94.MX	Keyhole p3210.94.BX	Keyhole p3210.94.CX	Blind p3210.95

# no p3230

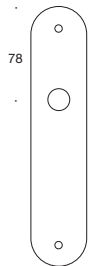


Backplate, 225x48x2 mm.

Available in solid bright polished brass.

Drilled for wood screws or M4 machine screws. Supplied in pairs including wood screws 3,5x13 mm.

The distance between the centre of the lever hole and the centre of the keyhole/cylinder (X-centres) is defined by adding a code as the 8.th digit. See table of codes, page 275.



Latch p3230.90	Cyl/turn p3230.91.RX	Cyl/Cyl p3230.92.EX	Cyl/Cyl p3230.92.KX	Cyl/Cyl p3230.92.RX	Bathroom p3230.93.TX	Keyhole p3230.94.MX	Keyhole p3230.94.BX	Keyhole p3230.94.CX	Blind p3230.95

# no p3310

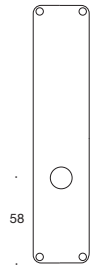


Backplate, 220x45x2 mm.

Available in solid bright polished brass.

With lever position at the bottom for handle. Fits Scandinavian standard locks. Drilled for wood screws or M4 screws. Supplied in pairs including wood screws 3,5x13 mm.

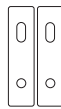
The distance between the centre of the lever hole and the centre of the keyhole/cylinder (X-centres) is defined by adding a code as the 8.th digit. See table of codes, page 275.



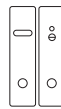
Latch  
p3310.90



Cyl/turn  
p3310.91.AX



Cyl/Cyl  
p3310.92.AX



Bathroom  
p3310.93.TX



Blind  
p3310.95

# no p3330




Backplate, 225x48x2 mm.

Available in solid bright polished brass.

With lever position at the bottom for handle. Fits Scandinavian standard locks. Drilled for wood screws or M4 screws. Supplied in pairs including wood screws 3,5x13 mm.

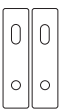
The distance between the centre of the lever hole and the centre of the keyhole/cylinder (X-centres) is defined by adding a code as the 8.th digit. See table of codes, page 275.



Latch  
p3330.90



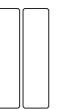
Cyl/turn  
p3330.91.AX



Cyl/Cyl  
p3330.92.AX



Bathroom  
p3330.93.TX



Blind  
p3330.95

# no p3510



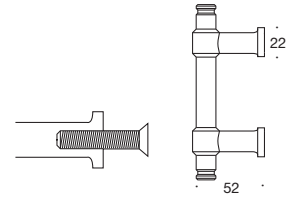
*Special, made to order*

Straight pull handle, „H“ style,  $\varnothing 13$  mm, with M5 thread.

Specify door thickness when ordering.

Available in solid, bright polished brass.

Supplied singly including screws/assembly screws.



Fixing centres	76 mm
Total length	124 mm
Brass	<b>p3510.90</b>

# no p3511



*Special, made to order*

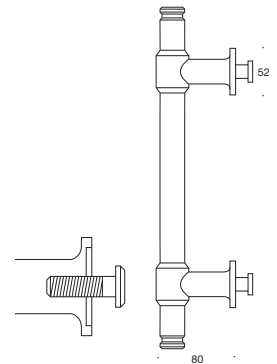
Straight pull handle, „H“ style,  $\varnothing 25$  mm, with M10 thread.

Specify door thickness when ordering.

Available in bright polished brass.

Supplied singly including screws/assembly screws.

For special fixing centres, contact sales department.



Fixing centres	225 mm	505 mm	685 mm
Total length	360 mm	640 mm	820 mm
Brass	<b>p3511.91</b>	<b>p3511.92</b>	<b>p3511.93</b>

# no p3512



*Special, made to order*

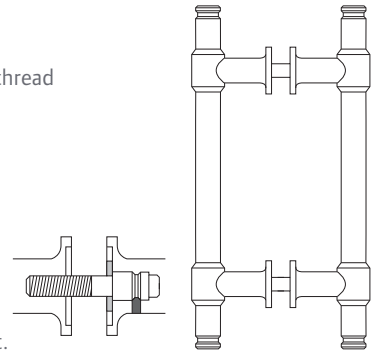
Straight pull handle, „H“ style, ø25 mm, with M10 thread and ø14 mm bush.

Specify door thickness when ordering.

Available in bright polished brass.

Supplied in pairs including assembly screws.

For special fixing centres, contact sales department.



Fixing centres	225 mm	505 mm	685 mm
Total length	360 mm	640 mm	820 mm
Brass	p3512.91	p3512.92	p3512.93

# no p3520



*Special, made to order*

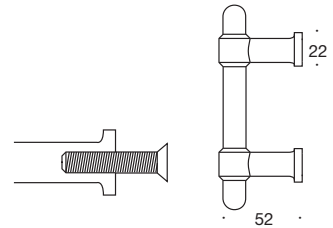
Straight pull handle,  $\varnothing 13$  mm, „C“ style, with M5 thread.

Specify door thickness when ordering.

Available in solid, bright polished brass.

Supplied singly including screws/assembly screws.

For special fixing centres, contact sales department.



Fixing centres	76 mm
Total length	124 mm
Brass	<b>3520.90</b>

# no p3521



*Special, made to order*

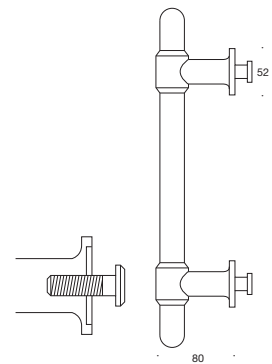
Straight pull handle, „C“ style,  $\varnothing 25$  mm, with M10 thread.

Specify door thickness when ordering.

Available in bright polished brass.

Supplied singly including screws/assembly screws.

For special fixing centres, contact sales department.



Fixing centres	225 mm	505 mm	685 mm
Total length	360 mm	640 mm	820 mm
Brass	<b>p3521.91</b>	<b>p3521.92</b>	<b>p3521.93</b>

# no p3522



*Special, made to order*

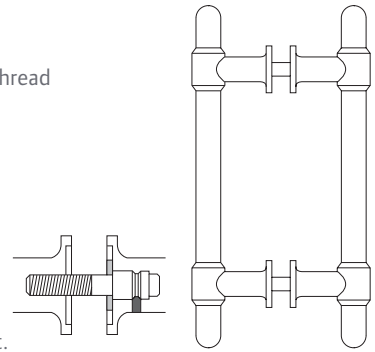
Straight pull handle, „C“ style, ø25 mm, with M10 thread and ø14 mm bush.

Specify door thickness when ordering.

Available in bright polished brass.

Supplied in pairs including assembly screws.

For special fixing centres, contact sales department.



Fixing centres	225 mm	505 mm	685 mm
Total length	360 mm	640 mm	820 mm
Brass	p3522.91	p3522.92	p3522.93

# no p3630



Door stop, ø25 mm, height 10 mm, drilled for wood screw.

Available with black or white rubber buffer.

Available in solid bright polished brass.

Supplied singly incl. screw.



· 10 ·

Brass/black rubber buffer    **p3630.92**  
Brass/white rubber buffer    **p3630.94**

# no p3631



Door stop, ø50 mm, height 23 mm, drilled for wood screw.

Available with black or white rubber buffer.

Available in solid bright polished brass.

Supplied singly incl. screw.



· 23 ·

Brass/black rubber buffer    **p3631.92**  
Brass/white rubber buffer    **p3631.94**

# no p3632

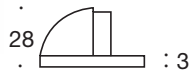


Door stop, ø50 mm, height 28 mm, drilled for wood screw.

Available with black or white rubber buffer.

Available in solid bright polished brass.

Supplied singly incl. screw.



Brass/black rubber buffer  
Brass/white rubber buffer

p3632.92  
p3632.94



The National Equestrian Centre,  
Vilhelmsborg

# no p3711

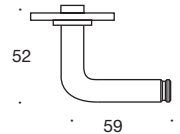


„H“ style window handle, straight,  $\varnothing$ 14 mm.

Available in solid, bright polished brass.

With attached rose, 22x65x3 mm. Drilled for M5 screws or wood screws, fixing centres 43 mm. Supplied singly including M5 screws.

Supplied with spindle 7x7 mm or 8x8 mm.



Spindle (mm)	Brass
7x7x35 mm	p3711.91-35
7x7x43 mm	p3711.91-43
8x8x35 mm	p3711.90-35
8x8x43 mm	p3711.90-43

# no p3712

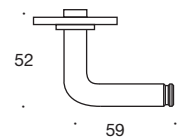


„H“ style window handle, straight,  $\varnothing$ 14 mm.

Available in solid, bright polished brass.

With attached rose, 30x65x3 mm. Drilled for M5 screws or wood screws, fixing centres 43 mm. Supplied singly including M5 screws.

Supplied with spindle 7x7 mm or 8x8 mm.



Spindle (mm)	Brass
7x7x35 mm	p3712.91-35
7x7x43 mm	p3712.91-43
8x8x35 mm	p3712.90-35
8x8x43 mm	p3712.90-43

## no p3714

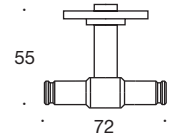
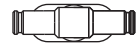


„H“ style cross window handle,  $\varnothing$ 13 mm.

Available in solid, bright polished brass.

With attached rose, 22x65x3 mm. Drilled for M5 screws or wood screws, fixing centres 43 mm. Supplied singly including M5 screws.

Supplied with spindle 7x7 mm or 8x8 mm.



Spindle (mm)	Brass
7x7x35 mm	p3714.91-35
7x7x43 mm	p3714.91-43
8x8x35 mm	p3714.90-35
8x8x43 mm	p3714.90-43

## no p3715

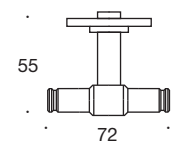
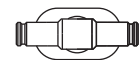


„H“ style cross window handle,  $\varnothing$ 13 mm.

Available in solid, bright polished brass.

With attached rose, 30x65x3 mm. Drilled for M5 screws or wood screws, fixing centres 43 mm. Supplied singly including M5 screws.

Supplied with spindle 7x7 mm or 8x8 mm.



Spindle (mm)	Brass
7x7x35 mm	p3715.91-35
7x7x43 mm	p3715.91-43
8x8x35 mm	p3715.90-35
8x8x43 mm	p3715.90-43

# no p3716

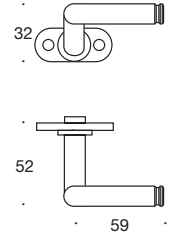


„H“ style cranked window handle,  $\varnothing 14$  mm.

Available in solid, bright polished brass.

With attached rose, 22x65x3 mm. Drilled for M5 screws or wood screws, fixing centres 43 mm. Supplied singly including M5 screws.

Supplied with spindle 7x7 mm or 8x8 mm. Specify right handed = R or left handed = L when ordering. Illustration shows right.



Spindle (mm)	Brass
7x7x35 mm	p3716.91-35
7x7x43 mm	p3716.91-43
8x8x35 mm	p3716.90-35
8x8x43 mm	p3716.90-43

# no p3717

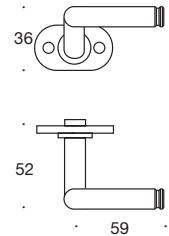


„H“ style cranked window handle,  $\varnothing 14$  mm.

Available in solid, bright polished brass.

With attached rose, 30x65x3 mm. Drilled for M5 screws or wood screws, fixing centres 43 mm. Supplied singly including M5 screws.

Supplied with spindle 7x7 mm or 8x8 mm. Specify right handed = R or left handed = L when ordering. Illustration shows right.



Spindle (mm)	Brass
7x7x35 mm	p3717.91-35
7x7x43 mm	p3717.91-43
8x8x35 mm	p3717.90-35
8x8x43 mm	p3717.90-43

## no p3721

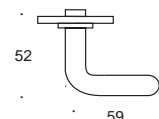


„C“ style straight window handle,  $\varnothing 14$  mm.

Available in solid, bright polished brass.

With attached rose, 22x65x3 mm. Drilled for M5 screws or wood screws, fixing centres 43 mm. Supplied singly including M5 screws.

Supplied with spindle 7x7 mm or 8x8 mm.



Spindle (mm)	Brass
7x7x35 mm	p3721.91-35
7x7x43 mm	p3721.91-43
8x8x35 mm	p3721.90-35
8x8x43 mm	p3721.90-43

## no p3722

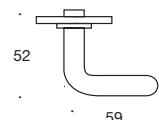


„C“ style straight window handle,  $\varnothing 14$  mm.

Available in solid, bright polished brass.

With attached rose, 30x65x3 mm. Drilled for M5 screws or wood screws, fixing centres 43 mm. Supplied singly including M5 screws.

Supplied with spindle 7x7 mm or 8x8 mm.



Spindle (mm)	Brass
7x7x35 mm	p3722.91-35
7x7x43 mm	p3722.91-43
8x8x35 mm	p3722.90-35
8x8x43 mm	p3722.90-43

# no p3724

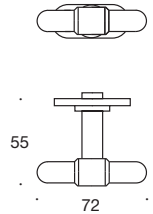


„C“ style cross window handle,  $\varnothing$ 13 mm.

Available in solid, bright polished brass.

With attached rose, 22x65x3 mm. Drilled for M5 screws or wood screws, fixing centres 43 mm. Supplied singly including M5 screws.

Supplied with spindle 7x7 mm or 8x8 mm.



Spindle (mm)	Brass
7x7x35 mm	p3724.91-35
7x7x43 mm	p3724.91-43
8x8x35 mm	p3724.90-35
8x8x43 mm	p3724.90-43

# no p3725

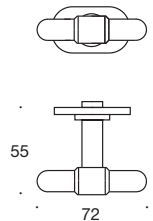


„C“ style cross window handle,  $\varnothing$ 13 mm.

Available in solid, bright polished brass.

With attached rose, 30x65x3 mm. Drilled for M5 screws or wood screws, fixing centres 43 mm. Supplied singly including M5 screws.

Supplied with spindle 7x7 mm or 8x8 mm.



Spindle (mm)	Brass
7x7x35 mm	p3725.91-35
7x7x43 mm	p3725.91-43
8x8x35 mm	p3725.90-35
8x8x43 mm	p3725.90-43

## no p3726

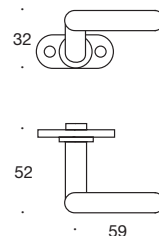


„C“ style cranked window handle, 14 mm.

Available in solid, bright polished brass.

With attached rose, 22x65x3 mm. Drilled for M5 screws or wood screws, fixing centres 43 mm. Supplied singly including M5 screws.

Supplied with spindle 7x7 mm or 8x8 mm. Specify right handed = R or left handed = L when ordering. Illustration shows right.



Spindle (mm)	Brass
7x7x35 mm	p3726.91-35
7x7x43 mm	p3726.91-43
8x8x35 mm	p3726.90-35
8x8x43 mm	p3726.90-43

## no p3727

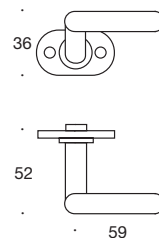


„C“ style cranked window handle,  $\varnothing$ 14 mm.

Available in solid, bright polished brass.

With attached rose, 30x65x3 mm. Drilled for M5 screws or wood screws, fixing centres 43 mm. Supplied singly including M5 screws.

Supplied with spindle 7x7 mm or 8x8 mm. Specify right handed = R or left handed = L when ordering. Illustration shows right.



Spindle (mm)	Brass
7x7x35 mm	p3727.91-35
7x7x43 mm	p3727.91-43
8x8x35 mm	p3727.90-35
8x8x43 mm	p3727.90-43